

# ISELI

[SALES & CONTACTS](#)

[HOW TO ORDER](#)

[PLANT LISTINGS](#)



50 YEARS

**12 MONTHS OF COLOR®**

Established 1975  
Jean Iseli (1934–1986)

© 2025 Iseli Nursery





## Celebrating 50 Years of Growth, Legacy, and Innovation



Fifty years ago, a dream took root — to “*build the finest dwarf conifer nursery in the world.*” What began with passion and vision (and a pair of flip-flops) has grown into a thriving legacy of excellence and dedication.

It was eleven years after Jean Iseli founded Iseli Nursery that those he inspired took up his torch and carried his vision forward. Jean and his brother André brought a blend of methodical planning, whimsical creativity, and strategic foresight that shaped not just a nursery, but a community — one deeply rooted in passion and quality.

For five decades, our guiding goal has remained unchanged: *to cultivate the*

*highest quality plants possible* and to introduce not only new varieties to the market, but exceptional improvements on beloved classics. This commitment is reflected throughout our catalog — from the enduring charm of our *TruDwarf®*, *Jack Frost®*, *Pacific Rim®*, and *Iseli® Blues* collections, to the treasured cultivars you’ve grown to know and love.

As always, we remain committed to delivering outstanding service and supporting your continued success.

Thank you for being a part of our journey. Here’s to 50 years — and to the next 50!

— *Iseli Nursery*



## *Abies alba* 'Green Spiral'

Broad Upright Zone 4 Large 25'h x 15'w Green 

'Green Spiral' has dark green, glossy needles, on twisting stems that spiral outward and down. Deep green, stylish habit and moderate size make this an excellent focal point.

## *Abies alba* 'Pyramidalis'

Narrow Upright Zone 4 Intermediate 10'h x 5'w Green 

This outstanding garden plant has a dense, formal, conical shape. Dark green needles have complementary silver-gray undersides. In cultivation since 1851.

## *Abies amabilis* 'Spreading Star'

Spreading Zone 5 Dwarf 3'h x 6'w Green 

'Spreading Star' is a beautiful low-growing spreader with thick stems. Long, dark green needles radiate upward from the stem edge to give this plant a full, lush texture. Occasional pruning will maintain its prostrate form. Found in Holland in 1965.

## ABIES

The genus *Abies*, the true fir, offers beautiful, adaptable garden forms that exhibit exceptional uniformity and regular branching. Valued for a wide range of striking evergreen shapes and sizes that fill many landscape needs, *Abies* cultivars include broad and narrow upright trees, naturally low, prostrate forms, tiny varieties for use in rock gardens and troughs, and weeping forms that make outstanding focal points. Stiff, pointed needles, some of which recurve to show off silvery undersides, contribute rich colors and tight textures to garden scenes. Upright ornamental cones boast bright colors too. Most *Abies* prefer rich soil with abundant rainfall and are highly adaptable and easy to maintain when given good drainage. Hardiness varies by species.



*Abies alba* 'Pyramidalis'



*Abies alba* 'Green Spiral'



*Abies amabilis* 'Spreading Star'

### CONIFER Growth Rate Standards

MINIATURE, Less than 1" per year • DWARF, 1–6" per year  
INTERMEDIATE, 6–12" per year • LARGE, 12"+ per year

### SIZE CATEGORIES

BROADLEAF SHRUBS: SMALL, less than 4' tall • MEDIUM, 4–10' tall • LARGE, over 10' tall at garden size  
SPECIALTY TREES: SMALL, less than 15' tall • MEDIUM, 15–25' tall • LARGE, over 25' tall at garden size



## *Abies balsamea* 'Piccolo'

Globe Shaped Zone 3 Dwarf 2'h x 2'w Green 

Tiny, uniform, dark green needles radiate around the many short branches of this dwarf balsam fir. Smaller and finer than 'Nana,' the improved selection displays prominent brown buds for seasonal interest. The dense, very dwarf globe is ideal for rock gardens, containers and small landscapes. Found and introduced by Edwin Carstens Nursery, Varel, Germany.

## *Abies balsamea* 'Tyler Blue'

Broad Upright Zone 3 Large 25'h x 15'w Blue 

Blue and beautiful are the two best words to describe this plant. The distinctive blue foliage stands out in the landscape where this pyramidal tree commands attention. The lush needles are soft to the touch, typical of other balsam firs. It is a fairly compact grower that prefers well-drained soil. It enjoys full sun but will maintain its attractive blue color in part shade.

## *Abies koreana* 'Aurea'

Broad Upright Zone 4 Large 20'h x 15'w Yellow 

Lemon yellow needles with glowing, silver white undersides are displayed on the ascending branches of this outstanding specimen in spring. The yellow gradually softens as the season progresses, but complementary purple-blue cones add to the dramatic effect. Full sun produces the best color, but plants benefit from some protection if grown in scorching conditions. Over time, with staking, 'Aurea' becomes a large, pyramidal tree.



*Abies balsamea* 'Piccolo'



*Abies balsamea* 'Tyler Blue'




*Abies koreana* 'Aurea'





## ***Abies koreana* 'Blauer Eskimo'**

Globe Shaped Zone 4 Miniature 1'h x 1'w Bluish Green 


An unusual shade of gray-green needles provide the back drop for the plentiful resin covered buds on this dwarf Korean fir. The flat needles are spirally arranged on short, light colored shoots forming a uniform, tight, globe-shaped plant. An excellent rock garden addition that enjoys full sun and moist well-drained soil. Found as a witch's broom in Germany, 1984.

## ***Abies koreana* 'Cis'**

Globe Shaped Zone 4 Dwarf 1½'h x 2'w Green 

Radiating, dark green needles lie flat on the stems and provide a backdrop for attractive, small, brown buds at the branch tips. This flattened, spherical plant has a formal, tidy appearance and glistening foliage that draws attention in the garden. Selected in Holland in 1989.

## ***Abies koreana* 'Golden Glow'**

Spreading Zone 4 Intermediate 6'h x 12'w Yellow 

Especially in winter, this striking Korean fir lives up to its name. Many shoots loaded with short, wide needles—light yellow with white reverses—brighten the scene with both color and texture. The compact, mid-size selection from Holland develops an irregular, spreading shape, and in late winter, buds with a purple cast add decoration. Provide moist, well-drained soil and some protection from scorching sun in hot areas.

## ***Abies koreana* 'Ice Breaker'**

Broad Upright Zone 4 Dwarf 3'h x 3'w Silver 

'Ice Breaker' became an overnight sensation after its discovery as a mutation growing on *Abies koreana* 'Horstmann's Silberlocke' and is sought for its stunning contribution to the garden! Two-toned needles recurve up and around their stems to expose a bright white, waxy underside of the green needle. Slow growing with a rounded form when young, it may eventually mature into a broadly pyramidal small tree. This spectacular, colorful dwarf won the distinction of the American Conifer Society's 2014 Conifer of the Year.



***Abies koreana* 'Cis'**



***Abies koreana* 'Blauer Eskimo'**



***Abies koreana* 'Ice Breaker'**



***Abies koreana* 'Golden Glow'**



## ***Abies koreana* 'Silberperle'**

Globe Shaped Zone 4 Miniature 1½'h x 1½'w Green 

This tiny Korean fir is an exquisite garden gem, with every compact branch decorated with pearls—really resinous, white buds—during fall and winter. Short, wide, deep green needles, accented with silvery white undersides, add to the plant's year-round ornamental impact. Conifer collectors and other discerning gardeners will love adding this dense, very slow growing jewel to their rock or trough displays, where it eventually takes on a pyramidal form. Use caution in hot areas, where harsh rays can bleach the needles. *Limited Availability*

## ***Abies koreana* 'Silver Show'**

Broad Upright Zone 4 Large 12'h x 8'w Silver 

The two-toned needles of 'Silver Show' are so tightly curled that the shoots are almost cylindrical, exposing the extremely white undersides completely. The result is a silver-white element in the garden. The contrasting dark purple cones stand out against the foliage. Showy color and special texture abound. Enjoys full sun and moist, well-drained soil.



***Abies koreana* 'Silberperle'**



***Abies koreana* 'Silver Show'**



## ***Abies koreana* 'Starker's Dwarf'**

Spreading Zone 4 Dwarf 2'h x 3'w Green 

This dwarf cultivar of the Korean fir starts out with a nest form when young and develops a mounded shape with age. Its wide, blunt-tipped needles, decorated with white undersides, present a striking texture. Protect from hot, direct afternoon sun.

## ***Abies koreana* 'Wellenseind'**

Globe Shaped Zone 4 Miniature 1 1/2'h x 1 1/2'w Green 

*Abies koreana* 'Wellenseind' is a extremely compact, slow-growing conifer with short, wide, dark green needles that are held at wide angles. It boasts conspicuous white buds in winter. An excellent choice for containers or in the alpine rock garden, this delightful selection is sure to please. Originated as a witch's broom in The Netherlands.

## ***Abies nordmanniana* 'Arne's Dwarf'**

Narrow Upright Zone 5 Dwarf 8'h x 2'w Green 

A most attractive dwarf presentation of the lovely Nordmann fir. Dark green, blunt tipped, short needles have the characteristic two white stripes on the undersides. Radially held, the needles reflect a bit of frosting to the overall look of the plant. Short shoots emerge upward, flattening with age to create a very dense round tree that fills in over time. Native to the Caucasus Mountains, Nordmann fir thrive in moist, well-drained, acid soils.



***Abies koreana* 'Wellenseind'**



***Abies koreana* 'Starker's Dwarf'**



***Abies nordmanniana* 'Arne's Dwarf'**





## ***Abies nordmanniana* 'Golden Spreader'**

Spreading Zone 5 Dwarf 3'h x 6'w Yellow ☀

The bright, golden yellow of this low, spreading fir is especially striking in winter when much of the garden's color has faded. During the rest of the year, the versatile, useful plant brightens areas of partial shade, which it appreciates.

## ***Abies nordmanniana* 'Pendula'**

Weeping Zone 5 Large 25'h x 15'w Green ☀

Distinctive, dark green, soft, blunt-tipped needles cover long, pendulous branches which reach out and fall to the ground. Young trees are staked for height. As the trees mature, they take on great character as the gently swerving main trunk and irregular arrangements of weeping branches work together to create a unique garden sculpture. *Limited Availability*

## ***Abies pinsapo* 'Fastigiata'**

Narrow Upright Zone 7 Large 25'h x 12'w Green ☀

A columnar form of Spanish fir with branches that grow sharply upward. Characteristic of the species, the short, stout, blue-green needles are arranged radially around the branches making for a dense and interesting appearance. The Spanish fir is more tolerant of hot dry conditions than other fir species as it is native to dry mountain areas in southern Spain. Plant in well-drained soil. Will tolerate shade but does best in full sun. *Limited Availability*

## ***Abies pinsapo* 'Pendula'**

Weeping Zone 7 Size defined by culture Green ☀

The stems of this weeping form of Spanish fir are covered in thick, sharply pointed blue green needles arranged with the species' characteristic oh-so-satisfying spiral symmetry. Red pollen cones glow at branch tips in spring. The trunk can be staked if an upright tree form is desired, or the cascading branches can be allowed to ramble down a rock wall or slope. *Abies pinsapo* prefer well-draining neutral to slightly alkaline soil and full sun. 'Pendula' is a unique evergreen addition to the drought tolerant Mediterranean garden. *Limited Availability*



***Abies nordmanniana* 'Golden Spreader'**



***Abies pinsapo* 'Fastigiata'**



***Abies nordmanniana* 'Pendula'**



***Abies pinsapo* 'Pendula'**



## **New** *Abies procera* 'DelBar Cascade'

Weeping Zone 5 Intermediate 10'h x 2'w Green ☉

A weeping form of Noble fir, this selection has blue-green needles that cover the strictly pendulous branches. Requiring staking to get it started, it will soon become an upright grower with branches held tight to the trunk. It matures with lots of twists and turns providing lots of vertical interest. Selected in the 1980's by Delbert and Barbara Hupp of Drake's Crossing Nursery, Silverton, Oregon. *Limited Availability*

## *Abies procera* 'Glauca' (prostrate form)

Spreading Zone 5 Dwarf 3'h x 6'w Bluish Green ☉

This steely blue cultivar of the Noble fir grows slowly and will produce one or more upright leaders with age. These leaders can be removed to maintain a prostrate form. Formerly *Abies procera* 'Glauca Prostrata.'

## **New** *Abies procera* 'Pesek'

Spreading Zone 5 Dwarf .5'h x 1.5'w Blue ☉

This rare miniature noble fir is petite enough to add a delightful flash of steely blue to the smallest corner of your garden. Perfect for a container or a rock garden. Originated before 1998 in the Czech Republic. *Limited Availability*

## *Abies veitchii* 'Heddergott'

Spreading Zone 4 Dwarf 4'h x 6'w Green ☉

The brilliant white undersides of the needles on this dwarf Japanese fir must have received a double portion of the waxy coating typical to this species. Glossy green needles perfectly expose this bright white feature giving a winter frost look even in the heat of summer. A low growing, rounded, spreading plant, this durable German selection is the perfect size for the home landscape. Hardy and ornamental, 'Heddergott' provides an element of refined color interest. *Limited Availability*

## **New** *Abies veitchii* 'Rumburk'

Prostrate Zone 3 Dwarf 1'h x 3'w Green ☉

Loaded with two-toned silver green needles, 'Rumbark' is a dense, slow growing collector's gem with a prostrate habit that offers a frosty thrill of high contrast color year-round. Vetch's fir is native to Japan and one of the most cold hardy species in the genus. *Limited Availability*



*Abies procera* 'DelBar Cascade'



*Abies procera* 'Glauca' (prostrate form)



*Abies veitchii* 'Heddergott'



*Abies veitchii* 'Rumburk'

### CONIFER Growth Rate Standards


MINIATURE, Less than 1" per year • DWARF, 1-6" per year  
INTERMEDIATE, 6-12" per year • LARGE, 12"+ per year

### SIZE CATEGORIES

BROADLEAF SHRUBS: SMALL, less than 4' tall • MEDIUM, 4-10' tall • LARGE, over 10' tall at garden size  
SPECIALTY TREES: SMALL, less than 15' tall • MEDIUM, 15-25' tall • LARGE, over 25' tall at garden size




## ***Acer buergerianum* 'Miyasama yatsubusa'**

Bush Dwarf Zone 6 3'h x 3'w Green 

This slow growing form of trident maple is useful in small gardens, containers, and bonsai. New tri-lobed foliage emerges a purple-bronze color which quickly turns green and hardens with a thickened, leathery texture. Autumn foliage begins bright yellow and becomes intensely red-orange to purple before falling to expose gray bark which becomes uniquely textured with maturity. The small tree prefers full sun in moist, well-drained soil. *Limited Availability*

## ***Acer campestre* 'Carnival'**

Broad Upright Zone 5 15'h x 12'w Variegated 

Spring brings deeply cut, small, green leaves with pink and white variegation on the outer edges. The pink fades leaving a wide, white margin. Although tolerant of many soil types, it prefers alkaline soils. Used for hedging in Europe, hence the common name of hedge maple. *Limited Availability*

## ACER

Year-round ornamental features distinguish the many, diverse maple (*Acer*) trees. New spring growth emerges in a panoply of color and variegation. Summer foliage tends toward richer tones, and vivid fall leaves of these deciduous trees display show-stopping palettes of color. In winter, exquisite branching structures and colorful or exfoliating bark contribute understated beauty to landscapes. All maples, including upright and cascading forms, and slow-growing, dwarf bushes boast durable constitutions, adapting to a wide variety of conditions. Most prefer sun to part shade with well-drained soil.



***Acer buergerianum*  
'Miyasama yatsubusa'**



***Acer campestre* 'Carnival'**



## *Acer griseum*

Broad Upright Zone 5 20'h x 15'w Green 


Plant a specimen of the beautiful paperbark maple where its many features will provide drama throughout the year: in winter, massive branches that thicken with age display exquisitely peeling, orange-copper bark; in spring and summer, trifoliate leaves of rich green provide shade; and in fall, they change to brilliant red. Compact size, good health, and durability add to the characteristics of a great landscape tree. Native to China.


## *Acer japonicum* 'Aconitifolium'


Broad Upright Zone 5 20'h x 15'w Green 

A low branched, small garden tree with deeply cut leaves, the Fernleaf Full Moon Maple is dark green in summer. Then in fall, the foliage turns a magnificent array of intense colors; brilliant scarlet shading into purple. Prominent red seeds also contribute to the show.

## *Acer japonicum* 'Rising Sun' Iseli®

Broad Upright Zone 5 20'h x 15'w Green 

 'Rising Sun' is a recent Iseli selection with uncommonly large, heavily textured leaves—up to 8" across—that give the tree a tropical look. Its vigorous, multi-branched habit produces sturdy limbs and rigid twigs, and the autumn show of red, yellow, and orange will take your breath away.



Autumn



Autumn



*Acer japonicum* 'Aconitifolium' – Spring




*Acer griseum*



*Acer japonicum* 'Rising Sun' Iseli® – Spring




## *Acer japonicum* 'Vitifolium'

Broad Upright Zone 5 20'h x 15'w Green 

True to the name, the leaves of 'Vitifolium' resemble grapevine foliage, but they appear on a tree with a stiff, spreading branch structure. The soft, fluffy leaves, light-to-robust green from early spring through summer, change in fall to a spectacular display of orange-yellow and bright red. Early, showy, red and white flowers add extra ornamental interest. Tree performs best with filtered or full sun in rich, moist soil.

## *Acer palmatum* 'Arakawa'

Broad Upright Zone 5 15'h x 12'w Green 

Gardeners who value winter interest will seek out this cultivar for its bark. Nicknamed the Rough Bark Maple, the vigorous, upright tree develops cracks, creases and fissures that give it an aged look, even when young. Whether contained, trained or grown out in the garden, it is a collector's tree that offers green, palmate foliage in summer, an exceptional display of scarlet red in fall, and fascinating bark for winter. Considered by many as the top choice for red fall color in Pacific Northwest gardens.

## *Acer palmatum* 'Bihou'

Broad Upright Zone 5 20'h x 15'w Green 

In Japanese, 'Bihou' means "beautiful mountain range," and the Golden Bark Japanese Maple offers loveliness in every season. Striking yellow bark with an orange tinge captivates winter garden visitors. New leaves emerge pink in spring, turn light yellow green, and finally mature to a fresh emerald. Fall turns the canopy to gold, and the bright branches are revealed once again as the leaves drop. Illuminate your garden with this unique and compact specimen tree.



*Acer palmatum* 'Arakawa' – Autumn




Spring




*Acer japonicum* 'Vitifolium' – Autumn



*Acer palmatum* 'Bihou'



Bark



Spring



Bark

### CONIFER Growth Rate Standards

MINIATURE, Less than 1" per year • DWARF, 1–6" per year  
INTERMEDIATE, 6–12" per year • LARGE, 12"+ per year

### SIZE CATEGORIES

BROADLEAF SHRUBS: SMALL, less than 4' tall • MEDIUM, 4–10' tall • LARGE, over 10' tall at garden size  
SPECIALTY TREES: SMALL, less than 15' tall • MEDIUM, 15–25' tall • LARGE, over 25' tall at garden size



## ***Acer palmatum* 'Bloodgood'**

Broad Upright Zone 5 20'h x 15'w Red ☼

A deservedly popular Japanese maple, this robust, upright tree has large, deep red leaves that push bright red in spring. Leaves mature to deep, rich purple and retain their color well, even during the heat of summer. Crimson fall color and scarlet, winged seeds add extra interest to this sturdy garden standard.

## ***Acer palmatum* 'Butterfly'**

Broad Upright Zone 5 15'h x 12'w Variegated ☼

This vase-shaped tree has small, dainty, blue-green and white variegated leaves that have a light tinge of pink along the edges in the spring. In the fall the white margins become a blazing magenta. Differs from 'Beni shichihenge' with only subtle pink coloration on the margins and a taller, narrower habit.

## ***Acer palmatum* 'Fireglow'**

Broad Upright Zone 5 15'h x 12'w Red ☼

The bright red leaves of 'Fireglow' have a luminescent quality and the best summer color retention of all upright, red *palmatum*s. An intense cherry glow appears in fall. This well-branched Japanese maple has a moderate growth habit and a broad crown in maturity, so it is appropriate for shading small courtyards and patios. Introduced by Fratelli Gilardelli Nursery, near Milan, Italy.

## ***Acer palmatum* 'Hime shojo'**

Bush Dwarf Zone 5 6'h x 6'w Red ☼

New growth emerges a cherry red, changing to maroon. Although a relatively small plant, it puts on the bright new growth all summer long that stands out against the older darker foliage. In the fall the entire plant beams a brilliant red. The dwarf twiggy form is excellent for containers or bonsai culture. *Limited Availability*



Spring



*Acer palmatum* 'Bloodgood' – Summer



Spring



*Acer palmatum* 'Fireglow'




*Acer palmatum* 'Butterfly'



*Acer palmatum* 'Hime shojo'




## *Acer palmatum* 'Katsura'

Broad Upright Zone 5 15'h x 12'w Yellow/Green 


One of the first Japanese maples to leaf out, this small, upright, dwarf tree sports small, five-lobed leaves that start out brilliant yellow-orange and turn to rich green. In fall, a phenomenal display of pastel yellows and oranges prevails.

## *Acer palmatum* 'Koto maru'

Bush Dwarf Zone 5 6'h x 6'w Green 

A delightful dwarf form, 'Koto maru' will dazzle the eye and please the gardener as a slow growing, small leaf form of Japanese maple. Ideal for containers on the patio or deck, the naturally small stature is a winner in the rock garden or any small garden space. Tiny yellow-green leaves emerge in spring with a touch of amber. A subsequent foliar flush later in the season is dramatic as brighter amber and orange leaves appear and contrast nicely among the more mature green leaves. Autumn brings a spectacular finish of bright red, orange and yellow on this compact, rounded, small tree.

## *Acer palmatum* 'Koto-no-Ito'

Broad Upright Zone 5 6'h x 4'w Green 


The name 'Koto-no-Ito' means "harp strings," a reference to the string-like quality of this Japanese maple's narrow, deeply divided leaf lobes. It also has a dense, twiggy branch structure that works as the harp frame. The unique, divided leaves have a tinge of red in spring, stay green during summer and change to yellow in fall. Bright green bark and a graceful, elegant form carry the show in winter.



*Acer palmatum* 'Koto maru' – Spring



*Acer palmatum* 'Katsura'




Spring



*Acer palmatum* 'Koto-no-Ito'




## New *Acer palmatum* 'Little Sango'

Broad Upright Zone 5 15'h x 12'w Green 

'Little Sango' is a stunning variation of the Coral Bark Japanese Maple that provides unparalleled winter interest in a compact, bushy form. Because it is slower growing than 'Sango kaku', the vivid red bark on its young branches is especially long-lasting, and its twiggy, densely branched habit increases the intensity of the color. In spring, the foliage emerges chartreuse before maturing to deeper green and then finally glows bright yellow to orange in fall. Thanks to its small size, this extraordinary specimen is equally enjoyable in a container or planted in the ground. *Limited Availability*

## *Acer palmatum* 'Mikawa yatsubusa'

Bush Dwarf Zone 5 6'h x 4'w Green 

The delicate leaves of this multi-branched, compact cultivar grow closely together and overlap one another like shingles on a roof, producing a dense leaf cover and forms a nearly spherical form. New foliage, light yellow-green with red tips and margins, turns medium green as it matures. In fall, brilliant fiery red and darker red leaves create a dramatic show. Ideal in a small space, courtyard or near water. Prefers a cool site with moist, well-drained, woodland soil.



*Acer palmatum* 'Little Sango'



Winter



Autumn



*Acer palmatum* 'Mikawa yatsubusa'



## ***Acer palmatum Mini Maple™***

Bush Dwarf Zone 5 Size Defined By Culture Green 

Selected seedlings of Japanese maple for small scale container gardening and tablescales. In summer the small palmate shaped leaves are green but as these are seedlings, each individual tree will have slight variations in the spring and fall leaf color. *Fanciful Gardens® Only*

## ***Acer palmatum 'Ojishi'***

Broad Upright Zone 5 10'h x 7'w Green 

Like 'Shishigashira,' the Female Lion's Head Japanese Maple, this cultivar, named for the mythological male lion of Japanese drama, displays short branches loaded with small, densely packed, rich green leaves. They produce a sculptural quality that seems to develop features, so when the foliage turns burnt orange-gold in fall, a lion's head and mane are easy to imagine. The leaves are slightly larger and less crinkled than 'Shishigashira,' with a red margin on the spring flush. Use this superb cultivar for small areas and for bonsai culture.



Spring



*Acer palmatum Mini Maple™*



*Acer palmatum 'Ojishi' – Autumn*

### CONIFER Growth Rate Standards


MINIATURE, Less than 1" per year • DWARF, 1–6" per year  
 INTERMEDIATE, 6–12" per year • LARGE, 12"+ per year

### SIZE CATEGORIES

**BROADLEAF SHRUBS:** SMALL, less than 4' tall • MEDIUM, 4–10' tall • LARGE, over 10' tall at garden size  
**SPECIALTY TREES:** SMALL, less than 15' tall • MEDIUM, 15–25' tall • LARGE, over 25' tall at garden size




## *Acer palmatum* 'Osakazuki akame'

Broad Upright Zone 5 20'h x 15'w Green 


This selection shares the same sturdy stature as 'Osakazuki' but has a broader form. The leaves are somewhat smaller but share the same amazingly brilliant crimson color in fall. Olive orange in spring, they mature to green in summer preparing for their fall show.

## *Acer palmatum* 'Oshio beni'

Broad Upright Zone 5 15'h x 12'w Red 

Bright, orange-red, spring foliage softens into green with bronzed reddish overtones in summer. In fall, the medium-sized leaves become brick red and then luminescent scarlet. This mid-sized, upright maple is well-branched with a spreading canopy.

## *Acer palmatum* 'Pung kil'

Broad Upright Zone 5 15'h x 12'w Red 

The long slender lobes of this linearilobum type maple emerge light red in spring, becoming a dark purple-red that maintains throughout the summer. Fall brings a brilliant red before leaf fall when the purple stems provide winter interest. A full dense plant that keeps its good color in partial shade.




Summer



Spring

*Acer palmatum* 'Osakazuki akame' – Autumn



Spring



*Acer palmatum* 'Oshio beni' – Autumn




Spring




*Acer palmatum* 'Pung kil'



## *Acer palmatum* 'Rhode Island Red'

Broad Upright Zone 5 6'h x 6'w Red 


 An outstanding new dwarf selection, this upright tree boasts very dense, compact branching, which yields a round-to-ovate outline. It has mid-size, palmate leaves with a bright red, spring flush that darkens as leaves mature. Fall foliage is outstanding orange to red, and in winter, dark red stems add drama to the scene. From Rhode Island Nurseries, Middletown, Rhode Island.

## *Acer palmatum* 'Sango kaku'

Broad Upright Zone 6 20'h x 15'w Green 


Widely known as the Coral Bark Maple, this cultivar is popular for its flaming, coral red bark that stands out against drifts of snow in winter. The leaves emerge in spring bright yellow-green with a red margin, changing to soft green for summer, which provides a sharp contrast to the glowing, coral bark. Bright golden fall color is a flashy effect too.

## *Acer palmatum* 'Sharp's Pygmy'

Bush Dwarf Zone 5 4'h x 4'w Green 

This naturally compact seedling selection from Jimmy Sharp, Boring, Oregon, is an outstanding miniature maple. The dense, rounded shrub is covered with small, green, palmate leaves with coarse margins from spring through summer; in fall, dramatic red leaves give way to a great branch structure for winter. Site this beauty where it can be seen "up-close and personal" — in the container, the courtyard or patio bed, or for bonsai culture.

## *Acer palmatum* 'Sherwood Flame'

Broad Upright Zone 5 15'h x 12'w Red 

Distinctive branching gives this small garden tree a strong, formal look. Trees broaden with maturity to develop a rounded silhouette which provides good winter interest, especially combined with bark that has distinctive silver striations. Red foliage from spring through early summer, turns to a reddish-green in late summer. In fall, leaves brighten to cherry red. A seedling selected from 'Burgundy Lace' and developed by Will Curtis, Sherwood, Oregon.



Summer



*Acer palmatum* 'Rhode Island Red' – Spring




Spring



*Acer palmatum* 'Sango kaku' – Winter



*Acer palmatum* 'Sharp's Pygmy'




*Acer palmatum* 'Sherwood Flame' – Spring



Autumn




## *Acer palmatum* 'Shindeshojo'

Broad Upright Zone 5 20'h x 15'w Pink Red/Green 

The astonishing spring color of this small, dense tree starts out intensely dark, fuchsia pink and changes to brilliant crimson scarlet. In mid-summer, the color calms to pleasing green with red-orange margins. Then fall extends the colorful show with a blend of orange and yellow. A classic form provides handsome winter stature.

## *Acer palmatum* 'Shishigashira'

Broad Upright Zone 5 10'h x 7'w Green 

This distinctive Lion's Head Japanese Maple, also known as 'Meijishi,' the name for the mythological female lion of Japanese drama, has upright branches that are thickly covered with dense layers of foliage. The small, green, heavily crinkled leaves coat the tree's outward spreading branches, and in fall, brilliant oranges and yellows arrive very late, which extends the season's dramatic color display. Aristocratic stature carries the show in winter.



*Acer palmatum* 'Shindeshojo' – Spring



Autumn



*Acer palmatum* 'Shishigashira' – Summer



*Acer palmatum* 'Shishigashira' – Autumn






# ISELI NURSERY




## New *Acer palmatum* 'Sir Damon'

Broad Upright Zone 5 8'h x 10'w Green 

'Sir Damon' is a rare cultivar of the coral bark Japanese maple. Its vivid, rich red stems retain their brilliant color longer than standard varieties. In spring, delicate light green foliage is edged with a subtle blush that is striking against the vibrant red branches. Come autumn, the tree transforms as bright golden-yellow leaves stand out beautifully against the warm, reddish bark. A true four-season standout, 'Sir Damon' makes an outstanding specimen tree, particularly well-suited for smaller garden spaces. Selected by Crispin Creations Nursery. *Limited Availability*

## *Acer palmatum* 'Tobiosho' Iseli®

Broad Upright Zone 5 20'h x 15'w Green 

 A broad, upright habit, even when young, supports the dense, green canopy of this Japanese Maple from spring through summer. In fall, the foliage bursts into an unsurpassed show of brilliant colors that starts on the lower branches and advances up the tree. Gold appears first and changes to orange, then scarlet until all three colors are on display at once. Finally, they all go completely scarlet. This special garden tree was selected by and named for our former production manager, Milt Tobie, in the fall of 1982.



Winter

*Acer palmatum* 'Sir Damon'



Spring






*Acer palmatum* 'Tobiosho' Iseli® - Autumn

### CONIFER Growth Rate Standards

MINIATURE, Less than 1" per year • DWARF, 1-6" per year  
INTERMEDIATE, 6-12" per year • LARGE, 12"+ per year


### SIZE CATEGORIES

BROADLEAF SHRUBS: SMALL, less than 4' tall • MEDIUM, 4-10' tall • LARGE, over 10' tall at garden size  
SPECIALTY TREES: SMALL, less than 15' tall • MEDIUM, 15-25' tall • LARGE, over 25' tall at garden size

 Full Sun  
 Sun to Part Shade  
 Partial Shade  
GARDEN SIZE: h' x w'




## *Acer palmatum* 'Tsukushi gata'

Broad Upright Zone 5 15'h x 12'w Red 


The deep red-black, dark chocolate foliage of this small tree holds its surprising color all summer, when the star-shaped leaves change to scarlet before they drop. A rare form of Japanese maple, it produces green seed set as well as green venation, petioles, and bark, all of which contribute to a dramatic color contrast.


## *Acer palmatum* 'Tsuma gaki'

Broad Upright Zone 5 10'h x 7'w Green 

In spring, the soft, pendant chartreuse leaves on this small, rounded tree sport dramatic edges of persimmon red, an effect that looks like many dainty leaf-hands with brightly painted "nails." In summer, the foliage continues to demand attention as it develops wide, deep red margins and light cream centers. The late Jean Iseli had a fondness for this tree.


## *Acer palmatum* 'Twombly's Red Sentinel'

Broad Upright Zone 5 20'h x 15'w Red 

 This vigorous, upright, red tree develops an unusually columnar habit that fits into a smaller space than forms with broad canopies. Leaves maintain their dramatic red color all season long, and after they drop, the branches continue the colorful display. They darken to a deep, warm red that stands out against the grays and whites of winter. Found by Ken Twombly, Twombly Nursery, Monroe, Connecticut.



*Acer palmatum* 'Tsuma gaki'  
– Spring



Spring



*Acer palmatum* 'Tsukushi gata'



*Acer palmatum* 'Twombly's Red Sentinel'



## *Acer palmatum dissectum* 'Crimson Queen'

Cascading Zone 5 7'h x 10'w Red ☀️

Sculptural, cascading branches and finely dissected, colorful leaves make this classic selection one of the finest of the deep red laceleaves. Foliage emerges bright crimson, deepens to burgundy in summer and finishes with brilliant scarlet in fall, maintaining its color despite summer heat and humidity. The elegant, mounding plant produces a dense, broadly spreading structure that makes a dramatic impact near water, on a bank or in a courtyard scene.

## *Acer palmatum dissectum* 'Orangeola'

Cascading Zone 5 7'h x 10'w Red/Green 🌿

'Orangeola' is an excellent name choice for this laceleaf maple with bright red-orange new spring growth. Foliage on the long cascading shoots turns a rich red-green through the summer, only to contrast with a second flush of orange for a beautiful two-tone effect. Fall brings a fiery orange red that holds longer than most other *dissectums*. Long pendulous branching provides many options for the eventual form of the specimen.




*Acer palmatum dissectum* 'Crimson Queen'



*Acer palmatum dissectum* 'Orangeola' – Summer




## *Acer palmatum dissectum* 'Red Dragon'

Cascading Zone 5 6'h x 6'w Red 


This up and coming red laceleaf selection has it all and could become the future nursery standard. It boasts bright red, new growth that turns dark purple-maroon and maintains its color through hot summer months. In fall, flaming scarlet foliage marks the end of the growing season. The vigorous, compact tree, with the finest scaffolding of all cutleaf Japanese maples, grows slowly into a beautiful, cascading mound. Introduced to the U.S. from New Zealand in 1990.

## *Acer palmatum dissectum* 'Seiryu'

Broad Upright Zone 5 15'h x 12'w Green 

This green laceleaf maple, the only upright one offered by Iseli Nursery, is a vigorous tree with finely dissected leaves that are tolerant of heat. In fall, the foliage turns to a wonderful display of strong gold, light yellow, and crimson. Although upright, the tree maintains a compact stature, and its feathery leaves, which hold up well to heat, bring about dappled sunlight.

## *Acer palmatum dissectum* 'Spring Delight'

Cascading Zone 5 7'h x 10'w Green 

This delightful laceleaf selection sports soft green leaves with pinkish red margins in the spring. The foliage then turns to vivid green in the summer prior to putting on a dazzling autumn show of assorted orange hues. Discovered and introduced by Buchholz & Buchholz Nursery, Gaston, Oregon.



Autumn



*Acer palmatum dissectum* 'Red Dragon' – Summer



Spring



*Acer palmatum dissectum* 'Seiryu' – Autumn




*Acer palmatum dissectum* 'Spring Delight' – Spring






## *Acer palmatum dissectum* 'Tamukeyama'

Cascading Zone 5 7'h x 10'w Red 


First listed in 1710 in Japan, this extremely vigorous cultivar of superior quality has survived the test of time. Long, cascading branches produce spring foliage that is bright crimson and summer foliage that turns dark, purple-red and retains its color even in hot, humid summers. In fall, the rediscovered tree's foliage, which is bold and more coarsely dissected than other selections, changes to scarlet. The wider-than-tall cultivar performs beautifully by a water feature or enriching a Japanese style garden.

## *Acer palmatum dissectum* 'Viridis'

Cascading Zone 5 7'h x 10'w Green 

The cascading, mounding form of 'Viridis' displays the classic branching of a Japanese maple. Its bright green, delicately dissected leaves turn golden yellow and red in fall. The well-known, green, weeping cultivar handles full sun or shade, and it produces vigorous growth but stays compact.


## *Acer shirasawanum* 'Aureum'

Broad Upright Zone 5 10'h x 7'w Yellow 

The Golden Full Moon Maple is highly regarded for its beautifully shaped, colorful leaves. Especially in spring, the small, slow-growing, garden tree displays outstanding, glowing color. Yellow-green leaves brighten shadier spots through summer, before putting on orange and red hues in fall. Protect this maple from intense sunlight.



*Acer palmatum dissectum* 'Tamukeyama'



Spring



*Acer palmatum dissectum* 'Viridis' – Autumn



Summer




*Acer shirasawanum* 'Aureum'



Autumn




## ***Acer shirasawanum* 'Autumn Moon'**

Broad Upright Zone 5 15'h x 12'w Yellow 


This beautiful, small tree boasts leaves with a unique color and firm texture. The unusual burnt orange/bronzy gold shade is strongest with lots of sun, more yellow-green where shaded. Outstanding fall color—rich orange and red—creates a spectacular show. Use the multi-branched tree with angular branching and a striking winter form as a specimen or focal point. In areas of intense sun, protect it from scorching summer exposure.

## ***Acer sieboldianum* 'Kumoi nishiki'**

Broad Upright Zone 5 15'h x 12'w Variegated 

Heavily variegated foliage starts to emerge as a soft pink and quickly changes to green with large splashes of creamy white for a mottled look to enjoy all through the summer. Fall brings a brilliant blast of two-toned red and orange. This upright specimen is easy to grow and provides a colorful canopy for an understory of shade loving plants. *Limited Availability*

## ***Acer triflorum***

Broad Upright Zone 4 20'h x 15'w Green 

This rare species, native to Manchuria and Korea, is a small, hardy tree with subtle beauty reminiscent of *Acer griseum*. Its foliage changes from green to an outstanding combination of yellows and reds in fall. In winter, its beautiful, exfoliating bark shows off colors ranging from tan to cinnamon brown. The tree also displays good drought tolerance when established.



Spring



*Acer sieboldianum* 'Kumoi nishiki'



*Acer shirasawanum* 'Autumn Moon' – Autumn



*Acer triflorum*

### CONIFER Growth Rate Standards

MINIATURE, Less than 1" per year • DWARF, 1–6" per year  
INTERMEDIATE, 6–12" per year • LARGE, 12"+ per year

### SIZE CATEGORIES


BROADLEAF SHRUBS: SMALL, less than 4' tall • MEDIUM, 4–10' tall • LARGE, over 10' tall at garden size  
SPECIALTY TREES: SMALL, less than 15' tall • MEDIUM, 15–25' tall • LARGE, over 25' tall at garden size







## JACK FROST® MAPLES

**New** *Acer x pseudosieboldianum* **Alpenglow®** ('INAG-E61' PP35,081)  
Broad Upright Zone 4 20'h x 15'w Red 

 Alpenglow® is a red-leaved, upright hybrid maple that is hardy down to -30F. In spring, merlot leaves dance on arching branches; translucent veins help them catch the light and glow. The deep red mellows to a burnished bronze in summer and finally turns to blazing orange and red in fall. A refined oval habit and sturdy branching make Alpenglow® a majestic centerpiece that you can rely on for a colorful show year after year. *Dean*

*Acer x pseudosieboldianum* **Arctic Jade®** ('IsIAJ')

Broad Upright Zone 4 20'h x 15'w Green 

 Arctic Jade® is a member of our Jack Frost® collection of hybrid maples and is an excellent substitute for the Japanese maple in harsh climate conditions. It has large, green, deeply cut leaves reminiscent of *Acer japonicum* 'Aconitifolium,' with an excellent branching habit. The leaves' last act in autumn is an impressive canvas for the dazzling fusion of orange and red tones. *Dean*

## JACK FROST® MAPLES

Zones 4-8

Jack Frost® maples are an exciting new line of small to medium-sized landscape trees from Iseli Nursery. Hybridized over the last 20+ years using *Acer pseudosieboldianum* as the foundation for hardiness combined with the beauty in leaf and branching of *Acer palmatum*, they have been evaluated and selected to tolerate the dramatic weather shifts in the upper Midwest of North America. Jack Frost® maples bring a new level of durability to a popular group of landscape trees.



*Acer x pseudosieboldianum*  
Arctic Jade® ('IsIAJ')



Autumn




*Acer x pseudosieboldianum*  
Alpenglow® ('INAG-E61' PP35,081)-Spring




Autumn





## ***Acer x pseudosieboldianum* Ice Dragon® ('IslID')**


Cascading Zone 4 10'h x 15'w Green 

 Ice Dragon® is a welcome addition to the Jack Frost® collection. An all season small garden maple bred and selected to tolerate Zone 4 winters while retaining the refined qualities of the less hardy Japanese maples. In spring, leaves unfurl blushed orange-red, quickly maturing to green. In summer, the finely divided delicate appearing green leaves are durable and tolerant of sun and heat. In late fall the foliage becomes a kaleidoscope of yellow, orange and red. After leaf drop the sinuous undulating branch structure is a visual treat during the long cold winter months. *Jean*

## ***Acer x pseudosieboldianum* North Wind® ('IslNW')**

Broad Upright Zone 4 20'h x 15'w Red/Green 

 North Wind® is the flagship member of the Jack Frost® maple group, bred by Iseli Nursery to tolerate harsh and extreme weather shifts that occur in many regions of the country. It has been unscathed in Midwest field testing, surviving temperatures of -30°F. The palmate leaves emerge red in spring changing to green by midsummer. Showy pink samaras stand out against the green summer foliage. When other fall color has faded in northern landscapes, North Wind® continues the show with a dramatic orange scarlet. *Jean*




Spring



***Acer x pseudosieboldianum*  
Ice Dragon® ('IslID')**



Autumn



Summer




***Acer x pseudosieboldianum*  
North Wind® ('IslNW') – Autumn**







## PACIFIC RIM® MAPLES


### *Acer x pseudosieboldianum* 'Cascadia' Iseli®

Cascading Zone 5 7'h x 10'w Green 

 Finely divided, multi-dimensional leaves make 'Cascadia' a notable member of the Pacific Rim® collection. The bright green leaves unfurl in spring and retain a vibrant color during summer and then in fall change to a stunning yellow orange. Inheriting the sculptural branching structure from the Korean parent, this small tree has a unique Asian style aesthetic that is beautiful in all seasons.

### *Acer x pseudosieboldianum* Final Fire® ('IslFinFr')

Broad Upright Zone 5 15'h x 12'w Green 

 A spectacular fall final act of sustained fire red foliage is enough to cause garden visitors to covet this tree, but it offers a year-round kaleidoscope of color. Spring foliage emerges in pastel tones of mango yellow orange with brush strokes of pink and light canary yellow. Leaves, that are larger and thicker than typical Japanese maples, change in mid-summer to a deep glossy green followed in late autumn with the best red imaginable for several weeks. This small sized upright tree has a strong branching angle for winter appeal. *Jean*


## PACIFIC RIM® MAPLES

Zones 5-8

After decades of breeding, selecting and evaluating, Iseli Nursery is pleased to offer a developing line-up of garden maples derived from both sides of the Pacific Rim. The maple breeding work of Iseli Nursery at one side of the rim in Oregon has used the rich diversity and genetics from species and cultivars at the opposite Asian side using both Korean and Japanese maples. The results are a fresh take on Asian garden maples that we are proud to share with our valued customers. These new trees have been selected for gardens throughout North America in Zones 5+.



*Acer x pseudosieboldianum*  
Final Fire® ('IslFinFr')-Autumn



Summer



Spring



*Acer x pseudosieboldianum* 'Cascadia' Iseli®




Summer




Spring





## **Acer x pseudosieboldianum First Flame® ('IslFirFl')**

Broad Upright Zone 5 20'h x 15'w Orange Red/Green 

 This is the flagship cultivar of the Pacific Rim® line of maples. The first leaves of spring unfurl in a burst of flame. The intensely hot bright tangerine red cools gradually to shades of reds and oranges to a mature mid-summer leaf color of light green. Starting in youth as a narrow upright tree, it ages to a rounded crown. It's a vigorous selection that grows throughout summer. The new leaves are continually emerging red-orange during summer and act as a small reminder of the First Flame® color drama that will occur each and every spring. *Dean*

## **New Acer x pseudosieboldianum 'Origami' Iseli®**

Dwarf Bush Zone 5 8'h x 8'w Green 

 This compact maple, the first upright dwarf in the Pacific Rim® collection, is named for the unique shape of its new leaves, which emerge delicately folded like little paper cranes. Maturing from a vibrant lime to deep green, the fine textured foliage dances in the softest breeze, giving the rounded canopy an elegant and energetic appeal. In fall, it glows with bright yellow and orange color. 'Origami' continues to fascinate in winter, when its strong trunk and sturdy branching structure make it stand out as a statuesque garden centerpiece.



Spring




**Acer x pseudosieboldianum 'Origami' Iseli®**  
– Autumn




**Acer x pseudosieboldianum First Flame® ('IslFirFl')**  
– Summer



## New *Acer x pseudosieboldianum* 'Wabi sabi' Iseli®

Cascading Zone 5 7'h x 10'w Green 

 Look closely: this small maple with an irregular, gently weeping habit offers details to admire in every season. For a fleeting moment in spring, clusters of bright red winged seeds are held upright above finely divided green leaves that have striking red petioles. New branches are often waxed with a subtle white blush. In autumn, the tumbling cascades of foliage transition to a mix of vibrant red, orange, and yellow shades. 'Wabi sabi' makes a perfect focal point in gardens influenced by the Japanese aesthetic style and cultural appreciation of nature's unpretentious, imperfect beauty. *Jean*



Autumn

*Acer x pseudosieboldianum* 'Wabi sabi' Iseli®



*Araucaria araucana*

## *Araucaria araucana*

Broad Upright Zone 7 Intermediate 12'h x 8'w Green 

Commonly called a monkey puzzle tree or Chilean pine, this evergreen tree is a unique and unusual conifer. Spiny sharp leaves are spirally arranged along each branch and completely cover the stems. It grows rapidly when young with formally arranged branches in an open pyramidal habit. With age growth slows and the large tree matures into a distinctive dense umbrella shape. An outstanding bold garden statement. *Limited Availability*

### CONIFER Growth Rate Standards

MINIATURE, Less than 1" per year • DWARF, 1-6" per year  
INTERMEDIATE, 6-12" per year • LARGE, 12"+ per year

### SIZE CATEGORIES

BROADLEAF SHRUBS: SMALL, less than 4' tall • MEDIUM, 4-10' tall • LARGE, over 10' tall at garden size  
SPECIALTY TREES: SMALL, less than 15' tall • MEDIUM, 15-25' tall • LARGE, over 25' tall at garden size



## **New** *Arctostaphylos hookeri* 'Buena Vista'

Spreading Zone 7 Small Broadleaf 3'h x 8'w Green ☉

This low and spreading shrubby Monterey manzanita enthusiastically grows into an outstanding groundcover. Dense branches clad in soft green leaves will effectively smother weeds and happily ramble around rocks. *Limited Availability*

## **New** *Arctostaphylos* x 'Austin Griffiths'

Broad Upright Zone 7 Large Broadleaf 12'h x 8'w Green ☉

'Austin Griffiths' is the classic large manzanita. This reliable and disease resistant cultivar showcases twisting branches with shiny mahogany bark that peels each year in summer. Profuse clusters of pink bell-shaped flowers that contrast against the sage-colored evergreen leaves appear in late December and last through February. Thought to be a cross between *A. manzanita* 'Sentinel' and *A. densiflora* 'Dr. Hurd', this chance hybrid was found in the demonstration gardens at Native Sons Nursery in Arroyo Grande, CA. *Limited Availability*

## **New** *Arctostaphylos* x *densiflora* 'Howard McMinn'

Globe Shaped Zone 7 Medium Broadleaf 8'h x 10'w Green ☉

Blooming later than most manzanitas, the pink bell-shaped flowers of 'Howard McMinn' provides a much needed feast for hummingbirds and bees in late winter. This reliable and long-lived selection is fast growing and disease resistant. Prune the lower branches up to expose the smooth, glossy mahogany bark and create a sculptural focal point. Named after Howard McMinn, botany professor and author. *Limited Availability*



*Arctostaphylos hookeri* 'Buena Vista'



*Arctostaphylos* x 'Austin Griffiths'



*Arctostaphylos* x *densiflora* 'Howard McMinn'





## *New* **Arctostaphylos x 'Pacific Mist'**

Prostrate Zone 7 Small Broadleaf 2'h x 10'w Blue-Green ☉

A fast growing groundcover manzanita with sprawling stems clad in long, pointed blue-green leaves. Quickly provides dense, weed suppressing coverage. A great problem solver for sloped sites with full sun exposure and little to no summer water. Let 'Pacific Mist' cascade down the side of a driveway or ease erosion concerns on a rocky embankment. *Limited Availability*

## *New* **Arctostaphylos x 'Sunset'**

Globe Shaped Zone 7 Medium Broadleaf 6'h x 7'w Green ☉

'Sunset' wows in spring with orange-red new growth that matures to a glossy dark green. The fine textured foliage and dense branching compliment this evergreen shrub's mounding habit. Not only is this hybrid cultivar beautiful, but it has proven to be reliable and easier to grow than other manzanitas, making it a good choice for the home garden. It is named in commemoration of Sunset Magazine's golden anniversary in 1977. *Limited Availability*



**Arctostaphylos x 'Sunset'**

### CONIFER Growth Rate Standards

MINIATURE, Less than 1" per year • DWARF, 1-6" per year  
INTERMEDIATE, 6-12" per year • LARGE, 12"+ per year

### SIZE CATEGORIES

**BROADLEAF SHRUBS:** SMALL, less than 4' tall • MEDIUM, 4-10' tall • LARGE, over 10' tall at garden size  
**SPECIALTY TREES:** SMALL, less than 15' tall • MEDIUM, 15-25' tall • LARGE, over 25' tall at garden size



## New *Betula costata* Cinnamon Curls® ('CinnDak')

Broad Upright Zone 4 Small Tree 9'h x 9'w Green ☉

Dwarf compact form of Korean birch with exfoliating light gray outer bark that curls in long strips exposing the cinnamon colored inner bark. The tree offers this special feature at a young age, eliminating the need to wait for years to enjoy. Medium green foliage throughout the summer consistently turns to a beautiful golden yellow in fall, adding to the multi-season appeal of the tree. Originating as a hardy seedling selection from North Dakota State University, it shows good pest resistance and tolerance to higher pH soils.

## *Betula utilis* var. *jacquemontii* 'Tickle Creek' Iseli®

Broad Upright Zone 4 Small Tree 6'h x 4'w Green ☉

Coarse, lacy, deeply cut leaves fill out this new, slow growing dwarf birch. Young, rough textured white twigs turn to smooth copper the second season. Copper colored trunk and branches mature, in time, to the white bark similar to the parent tree. This exciting new plant was discovered at our Tickle Creek farm growing as a witch's broom on a large white bark birch. Grow in full sun and well-drained soil.

## BETULA

Birch trees are valued for their ornamental bark that peels in long strips and has a variety of colors, depending on the species. Winter interest abounds when the deciduous tree has the bark exposed. We offer two compact tree forms that have year-round features.



*Betula costata* Cinnamon Curls® ('CinnDak')



*Betula utilis* var. *jacquemontii* 'Tickle Creek' Iseli®



### CONIFER Growth Rate Standards

MINIATURE, Less than 1" per year • DWARF, 1–6" per year  
INTERMEDIATE, 6–12" per year • LARGE, 12"+ per year

### SIZE CATEGORIES

BROADLEAF SHRUBS: SMALL, less than 4' tall • MEDIUM, 4–10' tall • LARGE, over 10' tall at garden size  
SPECIALTY TREES: SMALL, less than 15' tall • MEDIUM, 15–25' tall • LARGE, over 25' tall at garden size



## ***Buxus sempervirens***

Globe Shaped Zone 6 Medium Broadleaf Size defined by culture Green 

For centuries English boxwood has been employed in fine garden designs. Plants are easy to prune and shape, so they make tidy, geometric forms. Landscape designers use them to create formal effects, to enclose beds, and to define edges. Masses of them can be sculpted into all kinds of shapes. Shaped or not, they are useful, reliable garden shrubs.

## ***Buxus sempervirens* 'Graham Blandy'**

Narrow Upright Zone 6 Medium Broadleaf 10'h x 4'w Green 

This narrow columnar boxwood is a popular landscape plant that fits well in today's smaller home landscapes. It is a vertical accent that makes a dramatic statement when sited alone or when combined with others to create a narrow hedge.

## ***Buxus sempervirens* 'Mont Bruno'**

Globe Shaped Zone 4 Small Broadleaf 3'h x 3'w Green 

This extra-hardy, globe-shaped boxwood was found by Andre Poliquin in Quebec, Canada. It boasts tiny, dark green leaves that provide a smaller texture and scale than other boxwoods for use in colder regions.

*Limited Availability*

## BUXUS

The handsome, hardy boxwood lends evergreen elegance to the edges of formal gardens where a small, globose presence is called for or where a broader, upright habit is needed. The versatile glossy green or variegated plants respond well to pruning and shaping, providing artistic potential in special garden situations. We offer superior species and cultivars, all known for their hardiness, unique form or truly dwarf size. Boxwood selections appreciate moist, cool soil with their roots protected.



***Buxus sempervirens* 'Mont Bruno'**



***Buxus sempervirens* – Sphere**



***Buxus sempervirens* 'Graham Blandy'**



## ***Buxus sempervirens* 'Variegata'**

Broad Upright Zone 5 Medium Broadleaf 6'h x 4'w Variegated 

The leaves of this variegated form of the common boxwood have irregular, creamy yellow margins against dark green centers. A great choice for adding a dash of color to a special garden spot.

## ***Buxus* x 'Green Velvet'**

Globe Shaped Zone 5 Small Broadleaf 3'h x 4'w Green 

This broadly mounding boxwood has bright, glossy green leaves and a compact habit that make it an excellent choice for low, formal hedges or knot gardens. *Limited Availability*



***Buxus sempervirens* 'Variegata'**



***Buxus* x 'Green Velvet'**



## *Callicarpa bodinieri* 'Profusion'

Broad Upright Zone 4 Medium Broadleaf 10'h x 7'w Green 

This mid-size, green shrub is quite inconspicuous in summer, when it provides a delicate, green backdrop for showy, summer flowers. But when fall arrives, leaving summer behind, a profusion of extraordinary, bright violet berries decorate the vase-like, leafless branches and provide a dramatic color accent against a dusting of snow. A spring pruning is appropriate as flowers and berries form on new wood.

## *Carpinus betulus* 'Columnaris Nana'

Narrow Upright Zone 5 Small Tree 8'h x 4'w Green 

This slow growing, narrow form of European hornbeam becomes twice as tall as it is wide. It makes a great street tree that does not require pruning or it becomes a first-rate hedge with minimal pruning. The characteristic green foliage turns an outstanding golden yellow in fall.



*Carpinus betulus*  
'Columnaris Nana'



*Callicarpa bodinieri* 'Profusion'



### CONIFER Growth Rate Standards

MINIATURE, Less than 1" per year • DWARF, 1–6" per year  
INTERMEDIATE, 6–12" per year • LARGE, 12"+ per year

### SIZE CATEGORIES

BROADLEAF SHRUBS: SMALL, less than 4' tall • MEDIUM, 4–10' tall • LARGE, over 10' tall at garden size  
SPECIALTY TREES: SMALL, less than 15' tall • MEDIUM, 15–25' tall • LARGE, over 25' tall at garden size



## *Cedrus atlantica* 'Fastigiata'

Narrow Upright Zone 6 Large 25'h x 12'w Blue ☉

Fantastic color and a narrow, upright form recommend this selection of Atlas cedar. Vibrant, blue-green needles and dramatically ascending branches contribute the character and shape needed to perform as a focal point or in a grouping. The fast-growing tree gets as tall as the species, but its slender footprint requires less space.

## *Cedrus atlantica* 'Glauca'

Broad Upright Zone 6 Large 25'h x 15'w Blue ☉

The popular blue Atlas cedar is a dramatic, pyramidal tree with clusters of short, somewhat stiff, frosty, silver-blue needles. Uniformly stiff, ascending main branches with spreading branchlets give the tree a full, but open, look. In old age, elegant specimens get broader and develop a flat-topped form. Tight, stubby seed cones mature in two years.

## *Cedrus atlantica* 'Glauca Pendula'

Weeping Zone 6 Large Size Defined by Culture Blue ☉

Putty in the hands of a sculptor, the Weeping Blue Atlas cedar boasts an extremely pendulous habit that can be staked or trained to conform to any shape. From a living waterfall to a grazing, blue, woolly mammoth, plants respond to the whimsy of their designers. Short, irregular, steely blue needles thickly cover the swooping branches and give specimens both color and texture. Trees develop massive trunks with time. Found in France before 1890.

## CEDRUS

Tall, ornamental conifers, the "true cedars" hail from the mountains of the eastern Mediterranean and western Himalayas. Since wood from cedar trees is resinous and durable, even when in contact with soil and moisture, ancient cultures utilized it for lumber to construct palaces, temples and ships. The species, including *Cedrus atlantica* (Atlas cedar), *C. deodara* (deodar cedar), and *C. libani* (cedar of Lebanon), grow to massive dimensions. Our production is limited to cultivars selected for landscape use, including weeping, columnar and dwarf forms. Give cedars well drained, dry soil in sunny sites.



*Cedrus atlantica* 'Fastigiata'



*Cedrus atlantica* 'Glauca'



*Cedrus atlantica* 'Glauca Pendula'



## *Cedrus atlantica* 'Green Wave'

Spreading Zone 6 Dwarf 4'h x 8'w Bluish Green ☉

A real treat to have this Atlas cedar with naturally sculpted features. With a spreading form, the tiered branching creates open flat planes of foliage. Very sturdy branches make it a durable plant in the garden. 'Green Wave' originated as a witch's broom on a 100 year old *Cedrus atlantica* 'Glauca' at the Morris Arboretum, University of Pennsylvania.

## *Cedrus atlantica* 'Horstmann'

Broad Upright Zone 6 Intermediate 12'h x 8'w Blue ☉

This compact German selection offers the same striking, powder blue foliage color as the popular blue Atlas cedar (*Cedrus atlantica* 'Glauca'), but the slow-growing, intermediate-size tree maintains a smaller stature. It grows about 6–8" a year and makes an attractive, small tree with considerable presence for the smaller garden. Ascending branches covered with tight clusters of bright needles give the tree an elegant look that is at once full and open.

## *Cedrus deodara* 'Gold Cascade'

Spreading Zone 7 Intermediate 8'h x 15'w Yellow ☉

Strongly cascading branches are sunny side up on this eye-catching cedar. The foliage is yellow on top and light green on lower or inner branches. When young the desirable tree is naturally spreading. With time it slowly matures into a broad upright tree but with selective pruning it can also be maintained as a garden sized spreading specimen.



*Cedrus atlantica* 'Green Wave'



*Cedrus atlantica* 'Horstmann'



*Cedrus deodara* 'Gold Cascade'



## *Cedrus deodara* 'Gold Cone'

Broad Upright Zone 7 Large 25'h x 15'w Yellow ☉

Golden yellow, outer needles and blue-green inner needles on the pendulous branches of this large, graceful, pyramidal selection of Himalayan cedar produce a big, bright accent in the landscape. A relatively fast grower, 'Gold Cone' becomes a large tree, similar to the species, but with a more upright habit and a smaller footprint. Found at Wm. Goodard Nursery, Victoria, B.C.

## *Cedrus deodara* 'Kashmir'

Broad Upright Zone 7 Large 25'h x 15'w Bluish Green ☉

Long, blue-green needles distinguish this noteworthy cultivar of deodar cedar. Elegantly arching, pendulous branches with softly textured foliage add strength and character to large landscapes. Propagated from a seedling at J. Franklin Styer Nursery in Pennsylvania.

## *Cedrus deodara* 'Prostrate Beauty' Iseli®

Spreading Zone 7 Intermediate 5'h x 10'w Bluish Green ☉

This unique beauty combines a spreading, horizontal habit with distinctive, blue foliage. The mid-size conifer is nearly flat when young but eventually develops a leader with age, unless pruned to keep it low. New blue-green needles keep their soft, feathery look as they mature. Found at Iseli Nursery in 1979, this form's superior qualities will define it as a classic among cedars.



*Cedrus deodara* 'Gold Cone'



*Cedrus deodara* 'Kashmir'



*Cedrus deodara* 'Prostrate Beauty' Iseli®



## ***Cedrus deodara* 'Snow Sprite'**

Broad Upright Zone 7 Intermediate 10'h x 7'w Yellow ☼

This irregularly mounding, compact conifer sends out ivory white new growth that turns creamy yellow. The unique, mid-size plant develops a leader with age, but stays small and compact compared to the species. It is best grown in part shade where the bright foliage will practically "glow in the dark."

## ***Cedrus libani* 'Blue Angel'**

Broad Upright Zone 6 Large 25'h x 15'w Bluish Green ☼

A creative mind might see an angel's wings when viewing the branches that arch out, then delicately weep at the tips. Covered in powder blue needles that are longer than typical for the species, the irregular branching forms an open structure. The Lebanon cedar thrives in well-drained soil and open sunny locations. This pleasing and attractive form is no exception. *Limited Availability*

## ***Cedrus libani* 'Glauca Pendula'**

Broad Upright Zone 6 Large 25'h x 15'w Green ☼

This irregular, upright Lebanon cedar produces a graceful, vertical form with long, pendulous branches covered with long, stiff, dark green needles. The slow-growing tree develops an impressive stature, with a large trunk, wide, spreading branches and a flat-topped crown. Occasional, random horizontal branches look like an arm or leg. Barrel-shaped cones add interest.

## ***Cedrus libani* var. *stenocoma***

Broad Upright Zone 5 Large 25'h x 15'w Green ☼

From mountainous southwest Turkey, this subspecies of *Cedrus libani* displays better cold hardiness than other forms, making it useful for Northern climates. Like the species, the dark green conifer changes from a pyramidal form in youth to a flat-topped, picturesque tree with stiff, horizontal branches and a massive trunk in maturity. Attractive, broadly columnar, durable and unusual, it performs best in full sun.



***Cedrus libani* 'Blue Angel'**



***Cedrus deodara* 'Snow Sprite'**



***Cedrus libani* 'Glauca Pendula'**



***Cedrus libani* var. *stenocoma***




## ***Cephalotaxus harringtonia* 'Fastigiata'**

Narrow Upright Zone 6 Intermediate 10'h x 5'w Green 

Dark green, shiny needles radiate along this plant's vertical branches making them look like brushes. With age, the striking, upright conifer produces multiple, bottle-brush leaders and takes on a vase shape. Plants prefer shade and they make dramatic, mid-size focal points, hedges, or clusters. They show good deer resistance too, and when established, tolerate drought and heat well.


## ***Cephalotaxus harringtonia* 'Gold Splash' Iseli®**

Spreading Zone 6 Dwarf 2'h x 4'w Yellow 

 A golden splash of color lands in the garden with the planting of this Japanese plum yew. Large thick bright yellow needles fill the prostrate growing branches that cover the ground and fill the spaces around the blues, greens, and reds of other plant materials. Plant beneath larger trees where there is natural sun protection and create a thriving and lively understory. *Limited Availability*

## ***Cephalotaxus harringtonia* 'Hedgehog' Iseli®**

Spreading Zone 6 Dwarf 3'h x 4'w Green 

 Long, deep green, glossy needles cover this low growing, spreading Japanese plum yew. Much denser than other spreading forms, it is easily pruned to use as an alternative to *Buxus* for a low edging or bordering plant. The plant's preference to partial shade makes it ideal for lining the north or east side of buildings where shade prevails much of the day. Deer resistance is of added benefit in areas with abundant wildlife.

## ***Cephalotaxus harringtonia* 'Prostrata'**

Spreading Zone 6 Dwarf 4'h x 8'w Green 

V-shaped waves of deep green needles accentuate the undulating, horizontal branches of this broad, spreading conifer. In spring, beautiful lime-green growth sets the stage for clusters of prominent pollen cones that open on older wood. Plants prefer shade and they look great in groups beneath larger trees. When established, this deer resistant cultivar from Hillier's Nursery, England, tolerates drought and heat too.

## CEPHALOTAXUS

Commonly known as Japanese plum yew for fruit like an edible plum and appearance similar to large-leaved yews, *Cephalotaxus harringtonia* cultivars are small evergreen trees or large shrubs. Useful landscape plants in their own right, they also fill in well for yews (*Taxus*), because they tolerate shady conditions and resist foraging deer. Especially useful in hot southern states and in deer country.

Native to Korea, China and Japan, plants are hardy to USDA Zone 6 and warmer areas of Zone 5.



*Cephalotaxus harringtonia*  
'Gold Splash' Iseli®



*Cephalotaxus harringtonia* 'Fastigiata'



*Cephalotaxus harringtonia* 'Hedgehog' Iseli®



*Cephalotaxus harringtonia* 'Prostrata'

### CONIFER Growth Rate Standards

MINIATURE, Less than 1" per year • DWARF, 1–6" per year  
INTERMEDIATE, 6–12" per year • LARGE, 12"+ per year

### SIZE CATEGORIES

BROADLEAF SHRUBS: SMALL, less than 4' tall • MEDIUM, 4–10' tall • LARGE, over 10' tall at garden size  
SPECIALTY TREES: SMALL, less than 15' tall • MEDIUM, 15–25' tall • LARGE, over 25' tall at garden size



## ***Cercidiphyllum japonicum* Claim Jumper™ ('HS11')**

Broad Upright Zone 4 Medium Tree 20'h x 15'w Yellow ☉

Colorful throughout the growing season, this golden beauty will become a treasured garden tree. Claim Jumper™ begins the season with young leaves emerging yellow with a prominent pink blush. As the new leaves begin to harden, the bright golden yellow color dominates through summer. Autumn brings a copper blush giving the tree an overall golden glow, becoming more intense until leaf drop reveals a fine silhouette of branches through the winter months.

## ***Cercidiphyllum japonicum* 'Morioka Weeping'**

Weeping Zone 4 Medium Tree 20'h x 15'w Green ☉

This rare weeping form differs from 'Pendula' in that it has larger, puckered leaves and an informal habit. Spring leaves emerge with a reddish-purple cast that softens to blue-green in summer. Great fall color includes bright yellow with hints of orange and apricot. The tree grows vertically when young and matures to a more strongly weeping form with age. Best color and growth in full sun. Formerly thought to be a selection of *Cercidiphyllum magnificum*. From Brookside Gardens, Wheaton, Maryland. *Limited Availability*

## ***Cercidiphyllum japonicum* 'Red Fox'**

Broad Upright Zone 4 Medium 20'h x 15'w Red ☉

A medium-sized tree with multi-season appeal, 'Red Fox' should find a place in many of today's smaller gardens. Spring brings the emergence of soft, purple-red, heart-shaped leaves that mature through the season subtly changing to a crisp wine red and then blue-green in summer. As autumn arrives, the leaves make a drastic change to a bright golden yellow with hints of pinkish orange. The fall foliage also has a delightfully sweet and spicy scent that fills the air with an exotic perfume. Thoughtful pruning will encourage a majestic winter silhouette.



***Cercidiphyllum japonicum* 'Morioka Weeping' – Summer**




***Cercidiphyllum japonicum* 'Red Fox' – Spring**



**Autumn**

## **CERCIDIPHYLLUM**

Commonly known as the katsura tree, this genus has year-round appeal. Characteristic heart-shaped leaves, similar to those of *Cercis*, emerge in spring and offer an array of colors from spring through autumn. The fall air is filled with a sugary sweet and spicy aroma emitted by the foliage. They enjoy full sun and need regular moisture, especially while getting established in hot dry climates.



***Cercidiphyllum japonicum* Claim Jumper™ ('HS11')**




## *Chamaecyparis lawsoniana* 'Azurea'

Narrow Upright Zone 5 Intermediate 12'h x 6'w Blue 

This fastigate Lawson's cypress cultivar captures the essence of azure with flat, feathery sprays of silvery blue foliage that create a shimmering swirl of cool color and soft texture. Thanks to its narrow footprint, there are so many ways to use this extraordinary tree to add a calming color accent to the garden. Found as a mutation of 'Alumii'. The species requires very well-drained soil and is adapted to dry summer conditions.


*Limited Availability*

## *Chamaecyparis lawsoniana* 'Minima Aurea'

Broad Upright Zone 5 Dwarf 2 1/2'h x 1 1/2'w Yellow 

This dwarf Lawson's cypress has flat, ascending sprays of foliage that glow with brilliant yellow. The golden color is most intense where the feathery foliage gets the most sun, creating a unique optical effect. Dense branching gives it a soft, ruffled texture and a full, conical habit. Well-drained soil is a must. Raised as a seedling in the 1920s at W. H. Rogers Red Lodge Nursery in Great Britain. *Limited Availability*

## *Chamaecyparis lawsoniana* 'Pearly Swirls'

Broad Upright Zone 5 Dwarf 6'h x 4'w Variegated 

This shrubby Lawson's cypress has ferny sprays of deep green foliage splashed with creamy white variegation. Use this cheerful little charmer to brighten up the dappled shade of a woodland garden. Originated as a seedling selected by Derek Spicer of Leicestershire, UK.

*Limited Availability*

## CHAMAECYPARIS

Scores of choice *Chamaecyparis* cultivars offer a wide range of color, texture, and shape for nearly every landscape need. We have selected cultivars of *C. lawsoniana*, known as Lawson's cypress, that have shown good tolerance to root disease pressure and have an assortment of colors and shapes. *C. nootkatensis*, or the Alaska cedar, succeeds with abundant humidity and soil moisture in full sun. *C. obtusa*, commonly known as false or Hinoki cypress, thrives in moist, well-drained soil in full sun or partial shade and contributes sprays or fans of fine evergreen foliage to the landscape. *C. pisifera*, also known as Sawara cypress, claims the best cold hardiness of the genus. Its cultivars thrive in full sun and contribute beautiful, feathery foliage to garden settings. *C. thyoides*, also called white cedar, does best in full sun where its foliage contributes outstanding color. *Chamaecyparis* grow native in North America, Japan and Taiwan.



*Chamaecyparis lawsoniana* 'Azurea'



*Chamaecyparis lawsoniana* 'Pearly Swirls'



*Chamaecyparis lawsoniana* 'Minima Aurea'

### CONIFER Growth Rate Standards


MINIATURE, Less than 1" per year • DWARF, 1–6" per year  
INTERMEDIATE, 6–12" per year • LARGE, 12"+ per year

### SIZE CATEGORIES

BROADLEAF SHRUBS: SMALL, less than 4' tall • MEDIUM, 4–10' tall • LARGE, over 10' tall at garden size  
SPECIALTY TREES: SMALL, less than 15' tall • MEDIUM, 15–25' tall • LARGE, over 25' tall at garden size



## ***Chamaecyparis lawsoniana* 'Snow Queen'**

Broad Upright Zone 5 Large 20'h x 15'w Bluish Green 

'Snow Queen' dazzles with drooping sprays of foliage that have a uniquely multicolored effect. Yellow-green new growth matures to a soft blue, and white waxy "x's" illuminate the backs of the branchlets. A shaded exposure heightens the blue color. *Limited Availability*

## ***Chamaecyparis lawsoniana* 'Supernova'**

Narrow Upright Zone 5 Large 20'h x 10'w Yellow 


The soft feathery sprays of foliage are a bright, golden yellow. The branchlets droop slightly but still contribute to the slender form of the plant. The eye-catching color will not disappoint the garden visitor any time of year. Moist well-drained soil is a must. *Limited Availability*

## ***Chamaecyparis lawsoniana* 'Wissel's Saguaro'**

Narrow Upright Zone 5 Dwarf 8'h x 2'w Green 

Congested dark green foliage covers vertical branches that extend upward from the main trunk of this Lawson cypress to remind us of the arms on a saguaro cactus. Fairly slow-growing, it is a good candidate for tight narrow spaces. Found as a sport of 'Wisselli', it requires very well-drained soil. *Limited Availability*

## ***Chamaecyparis nootkatensis* 'Glauca'**

Broad Upright Zone 5 Large 25'h x 15'w Bluish Green 

The wide, sweeping branches of this dramatic tree are draped with finely textured, glaucous foliage. In youth, the branches ascend; with age, they open horizontally and produce the upright, pyramidal form of the species. 'Glauca' makes an excellent, moderate-size specimen or an outstanding large hedge that rewards pruning with bright new growth. Trees thrive in moist and coastal conditions.



*Chamaecyparis lawsoniana* 'Snow Queen'



*Chamaecyparis lawsoniana* 'Supernova'



*Chamaecyparis lawsoniana* 'Wissel's Saguaro'



*Chamaecyparis nootkatensis* 'Glauca'

### CONIFER Growth Rate Standards

MINIATURE, Less than 1" per year • DWARF, 1–6" per year  
INTERMEDIATE, 6–12" per year • LARGE, 12"+ per year

### SIZE CATEGORIES

BROADLEAF SHRUBS: SMALL, less than 4' tall • MEDIUM, 4–10' tall • LARGE, over 10' tall at garden size  
SPECIALTY TREES: SMALL, less than 15' tall • MEDIUM, 15–25' tall • LARGE, over 25' tall at garden size



## *Chamaecyparis nootkatensis* 'Jubilee'

Broad Upright Zone 5 Large 25'h x 12'w Green ☉

This distinctive selection of weeping Alaskan cedar grows into an extremely narrow form with deep, rich green foliage. With age, the fast-growing trees develop fascinating character, almost personalities. Each has an upright, spire-like main trunk and gracefully draping branches that look like arms. The majestic tree produces secondary sub-leaders, forming a grove-like cluster of uprights. It appears to be slightly fuller than 'Strict Weeping.'

## *Chamaecyparis nootkatensis* 'Pendula'

Broad Upright Zone 5 Large 25'h x 12'w Green ☉

'Pendula' is a stately tree that develops gently swooping, horizontal branches with gracefully draping, lighter green foliage. It differs from both 'Jubilee' and 'Strict Weeping' in that it grows more slowly and broadens out, becoming wider at the base. Use this popular Alaskan cedar as an elegant specimen or dramatic focal point in the suburban landscape.



*Chamaecyparis nootkatensis* 'Jubilee'



*Chamaecyparis nootkatensis* 'Pendula'

### CONIFER Growth Rate Standards

MINIATURE, Less than 1" per year • DWARF, 1-6" per year  
INTERMEDIATE, 6-12" per year • LARGE, 12"+ per year

### SIZE CATEGORIES

BROADLEAF SHRUBS: SMALL, less than 4' tall • MEDIUM, 4-10' tall • LARGE, over 10' tall at garden size  
SPECIALTY TREES: SMALL, less than 15' tall • MEDIUM, 15-25' tall • LARGE, over 25' tall at garden size



## *Chamaecyparis obtusa* 'Aurea'

Broad Upright Zone 5 Intermediate 15'h x 12'w Yellow 

This full size Hinoki is the golden version of the species, a distinctive, handsome tree with spreading, graceful branches. The well-cupped outer sprays and new foliage of this naturally irregular conifer are warm, rich yellow, while interior and older foliage sport a medium green. Attractive, reddish-brown bark develops striking texture with age. Prefers moist, well-drained soil with afternoon shade in the summer.

*Limited Availability of Artistic Forms Only*

## *Chamaecyparis obtusa* 'Butter Ball'

Globe Shaped Zone 5 Dwarf 2'h x 2'w Yellow 

Bright, lemony yellow tips on tightly congested foliage give this small, globose Hinoki a fresh, cheery look. The vivid coloring contrasts beautifully with naturally darker inner foliage. A consistently rounded habit and very slow growth distinguish this selection as superior to others. Prefers moist, well-drained soil.

## *Chamaecyparis obtusa* 'Chirimen'

Narrow Upright Zone 5 Dwarf 4'h x 2'w Bluish Green 

Named for the dyed crepe silk fabric used in making kimonos, the fascinating foliage displays multiple textures and colors. Each narrow, upright tree becomes a cluster of thick, upright shoots that resemble bottlebrushes, with both juvenile and adult foliage in shades of blue and green. Brown pollen cones densely cover the bottlebrushes in the winter. The effect is striking and unusual for a Hinoki cultivar. Use this textural accent where the crinkly, congested foliage will stand out. Requires perfect drainage.

## *Chamaecyparis obtusa* 'Confucius'

Broad Upright Zone 5 Intermediate 12'h x 8'w Yellow 

Neat, feathery fans of foliage display a range of color, from bright lemon yellow on outer foliage to softer shades of yellow, gold, and rich green on interior foliage. This reliable, intermediate-sized selection of golden Hinoki stays smaller than *Chamaecyparis obtusa* 'Aurea,' and it contributes a striking, full, upright form to any landscape.



*Chamaecyparis obtusa* 'Aurea'  
– Hindu Pan



*Chamaecyparis obtusa* 'Chirimen'



*Chamaecyparis obtusa* 'Butter Ball'



*Chamaecyparis obtusa* 'Confucius'

### CONIFER Growth Rate Standards

MINIATURE, Less than 1" per year • DWARF, 1–6" per year  
INTERMEDIATE, 6–12" per year • LARGE, 12" + per year

### SIZE CATEGORIES

BROADLEAF SHRUBS: SMALL, less than 4' tall • MEDIUM, 4–10' tall • LARGE, over 10' tall at garden size  
SPECIALTY TREES: SMALL, less than 15' tall • MEDIUM, 15–25' tall • LARGE, over 25' tall at garden size



## ***Chamaecyparis obtusa* 'Dainty Doll'**

Spreading Zone 5 Dwarf 3'h x 4'w Green 

This charming, slow-growing dwarf Hinoki falsecypress sports rich green foliage and a low, rounded habit when young. As it matures, the plant spreads into an intriguing, irregular form that becomes wider than tall. Lacy foliage and unique character make 'Dainty Doll' an excellent option for highlighting small spaces, including rock gardens and containers, where its character can show.

## ***Chamaecyparis obtusa* 'Ellie B.'**

Broad Upright Zone 5 Miniature 1½'h x 1'w Green 

This miniature Hinoki boasts tightly congested clusters of dense, dark-green foliage that take on distinctive bronzy tones in winter, making it a tasty garden treat accented with cinnamon-brown stems. Similar to 'Nana,' but with a more upright habit and a slightly smaller scale, the outstanding performance and very slow growth of 'Ellie B.' make it a desirable addition to rock garden, trough or container plantings. This seedling selection was raised by Joel Spingarn of Baldwin, Long Island, New York. *Fanciful Gardens® Only*

## ***Chamaecyparis obtusa* 'Fernspray Gold'**

Broad Upright Zone 5 Intermediate 12'h x 8'w Yellow 

Classy, arching sprays of golden, fern-like foliage decorate this arresting tree. Each unique, flattened branch tapers to a point, just as a fern frond does. Give this intermediate-sized gem plenty of sun and ample moisture to achieve the brightest gold, but use caution in hot climates, where scorching afternoon sun may be too much. Originally from Duncan and Davies, New Zealand.

## ***Chamaecyparis obtusa* 'Filicoides Compacta'**

Broad Upright Zone 5 Intermediate 10'h x 7'w Green 

The delicate foliage on this stunning, upright tree looks more like fern fronds than typical Hinoki branches. Each arching, rich green branch tapers to a fine point, instead of the more usual cupped tip. Trees develop a handsome, open habit, so they stand out as focal points or combine nicely in an evergreen screen. Judicious pruning encourages a more compact shape, if desired. Grow in moist, well-drained soil in full sun or light shade.



***Chamaecyparis obtusa* 'Dainty Doll'**



***Chamaecyparis obtusa* 'Fernspray Gold'**



***Chamaecyparis obtusa* 'Filicoides Compacta'**




***Chamaecyparis obtusa* 'Ellie B.'**




## ***Chamaecyparis obtusa* 'Gemstone' Iseli®**

Broad Upright Zone 5 Dwarf 2'h x 1½'w Green 

 Dense and dramatic, this fantastic cultivar, selected at Iseli Nursery from thousands of 'Nana Gracilis' seedlings, displays an unusual blend of color and texture. Its tightly layered, green fans are alive with darker and lighter shades, and plants are so dense that a single specimen can lend extraordinary character to a small space. This garden nugget, a must-have for conifer connoisseurs, establishes an irregular upright form as it matures very slowly.

## ***Chamaecyparis obtusa* 'Gimborn Beauty'**

Broad Upright Zone 5 Intermediate 15'h x 12'w Bluish Green 


'Gimborn Beauty' produces the graceful spreading branches, attractive reddish-brown bark, and large, upright habit of the species. Its color and texture are unique, though. Feathery, blue, juvenile-type foliage complements elegant sprays of typical adult foliage. The combination gives the tree a softer look, which occasional pruning encourages. Eventually, the familiar gray-green, scale-like foliage dominates this beautiful alternative to full size, green Hinoki selections. *Limited Availability*

## ***Chamaecyparis obtusa* 'Golden Nymph'**

Broad Upright Zone 5 Dwarf 3'h x 2'w Yellow 

Reminiscent of the irregular, open habit of dwarf *Chamaecyparis obtusa* 'Contorta,' this choice selection displays cupped, cheery yellow foliage and a breezy upright stature. Plants are quite narrow and consistently compact with a look that suggests a sculpture made of sunlit clouds. Yellow tips become rich bronze in winter. Selected as a seedling by Henry Weissenberger.

## ***Chamaecyparis obtusa* 'Goldilocks'**

Broad Upright Zone 5 Large 20'h x 15'w Yellow 

This exciting new selection of Hinoki displays a denser, more refined and more uniform stature than the standard yellow *Chamaecyparis obtusa* 'Aurea.' Its zippy, lemon yellow color is exceptionally bright, and its flatter fans, strong, straight central leader and sturdy trunk make it a desirable garden plant. Site this tree where there is room for a large, dramatic conifer.



*Chamaecyparis obtusa* 'Gemstone' Iseli®



*Chamaecyparis obtusa* 'Gimborn Beauty'



*Chamaecyparis obtusa* 'Goldilocks'



*Chamaecyparis obtusa* 'Golden Nymph'

### CONIFER Growth Rate Standards

MINIATURE, Less than 1" per year • DWARF, 1–6" per year  
INTERMEDIATE, 6–12" per year • LARGE, 12"+ per year

### SIZE CATEGORIES

BROADLEAF SHRUBS: SMALL, less than 4' tall • MEDIUM, 4–10' tall • LARGE, over 10' tall at garden size  
SPECIALTY TREES: SMALL, less than 15' tall • MEDIUM, 15–25' tall • LARGE, over 25' tall at garden size




## *Chamaecyparis obtusa* 'Graciosa'

Broad Upright Zone 5 Intermediate 10'h x 7'w Green 

Uniform sprays of lacy foliage characterize this outstanding sport of 'Nana Gracilis.' The consistent shape, attractive texture and ascending branching make it a superior garden tree that will contribute year-round character to formal and informal gardens, especially wherever a Japanese aesthetic is desired. Bright, new foliage accents the mature foliage in spring. A superior choice since its introduction in 1935.


## *Chamaecyparis obtusa* Iseli® 'Green'

Broad Upright Zone 5 Large 20'h x 15'w Green 

 This elegant Hinoki cypress grows into a distinctive, handsome tree. Spreading, graceful branches display gently cupped sprays of dark green, scale-like leaves, marked with characteristic white crosshatches on the underside. Attractive reddish brown bark develops striking texture with age, and irregular branching gives each tree a unique personality. Native to Japan. Full sun, but tolerates some shade.

## *Chamaecyparis obtusa* 'Just Dandy' Iseli®

Globe Shaped Zone 5 Dwarf 1½'h x 2'w Green 

 This remarkable little Hinoki, selected from among thousands of seedlings of *Chamaecyparis obtusa* 'Nana Gracilis' in 1981, is the best of the best. Compact sprays of dense, finely textured foliage decorate the branches of the low, rounded, spreading plants. Such tight foliage is usually associated with miniature selections that have extremely slow growth, but this superior cultivar grows comparatively faster. It will reach the size of a beach ball within years instead of decades. Ultimately wider than tall, 'Just Dandy' contributes unparalleled grace and beauty to small spaces throughout the year. *Dean*



*Chamaecyparis obtusa* 'Graciosa'



*Chamaecyparis obtusa* Iseli® 'Green'



*Chamaecyparis obtusa* 'Just Dandy' Iseli®

### CONIFER Growth Rate Standards

MINIATURE, Less than 1" per year • DWARF, 1–6" per year  
INTERMEDIATE, 6–12" per year • LARGE, 12"+ per year

### SIZE CATEGORIES

BROADLEAF SHRUBS: SMALL, less than 4' tall • MEDIUM, 4–10' tall • LARGE, over 10' tall at garden size  
SPECIALTY TREES: SMALL, less than 15' tall • MEDIUM, 15–25' tall • LARGE, over 25' tall at garden size



## *Chamaecyparis obtusa* 'Kerdalo'

Spreading Zone 5 Dwarf 4'h x 8'w Yellow 

Bright golden yellow sprays of foliage cover this sturdy and reliable sport of 'Crippsii'. Branches spread out horizontally in a bird's nest fashion for a ground covering mound. Excellent for use in the foreground of upright garden elements or covering a large bank. Found in the Kerdalo garden, built by a Russian refugee in Brittany, France post World War II.

## *Chamaecyparis obtusa* 'Kosteri'

Broad Upright Zone 5 Dwarf 6'h x 4'w Green 

This well-known selection has enjoyed popularity for decades, since its introduction about 1915. Superior form, slow growth and shapely sprays of feathery, twisting foliage that cups gracefully downward account for its reputation. 'Kosteri' maintains a compact rounded shape for several years before eventually developing into a broad, but tidy, dense pyramid. Hints of bronze accent the tiers of soft, muted green branches, especially in winter. 'Kosteri' benefits from some winter protection if grown in a container.

## *Chamaecyparis obtusa* 'Little John'

Broad Upright Zone 5 Dwarf 6'h x 4'w Green 

The outstanding character of this irregular, upright Hinoki cultivar comes from a combination of foliage types. Some of it is tight sprays of congested, twisting fans that cup gracefully downward, and some of it is longer, more open shoots with red stems that reach up and out. Bronze winter tones add seasonal interest to this jolly fellow from Robin Hood's Merry Men.



*Chamaecyparis obtusa* 'Kerdalo'



*Chamaecyparis obtusa* 'Little John'



*Chamaecyparis obtusa* 'Kosteri'



## *Chamaecyparis obtusa* 'Mariesii'

Broad Upright Zone 5 Dwarf 4'h x 3'w Variegated 

Super fine, lacy foliage, generously accented with creamy speckles, creates a soft, frosted look that sets this cultivar apart. It is also versatile and adapts to both sunny and shady spots. With more sun, the accent color takes on richer, golden tones, but does not burn. With less sun, the accent is whiter and almost glows in the dark. Loosely globose when young, plants slowly become more upright and broad as they age. Grow in moist, well-drained soil in full sun or light shade.

## *Chamaecyparis obtusa* 'Melody'

Broad Upright Zone 5 Dwarf 6'h x 4'w Yellow 

Lacy sprays of attractive lemon yellow foliage let this plant stand out in the garden. Found as a sport on 'Graciosa', it is slower growing than its parent. Narrow when young, it broadens with age. Winter brings a bit of bronze to the tips of the yellow foliage for a nice seasonal change. Tolerates full sun but flourishes in partial shade as well. Well-drained soil is a must.

## *Chamaecyparis obtusa* 'Nana'

Globe Shaped Zone 5 Dwarf 2'h x 2'w Green 

This tiny Hinoki, introduced in 1867, remains a highly regarded industry standard. Superior features explain the reason: tightly cupped fans of dark green, highly congested foliage form a dense, miniature mound that contributes beautifully to small-scale plantings, including rock gardens, troughs and container gardens. Reliable year-round performance and very slow growth assure that 'Nana' will retain its claim to fame.



*Chamaecyparis obtusa* 'Mariesii'



*Chamaecyparis obtusa* 'Nana'



*Chamaecyparis obtusa* 'Melody'



## *Chamaecyparis obtusa* 'Nana Gracilis'

Broad Upright Zone 5 Dwarf 8'h x 6'w Green 

The most popular and well-known dwarf Hinoki falsecypress, 'Nana Gracilis' has an irregularly globose form that develops an upright habit with age. Dense, extremely healthy, rich green cups of foliage suggest an elegant Japanese aesthetic. Slow growing, reliable structure for full to part sun.

## *Chamaecyparis obtusa* 'Nana Lutea'

Broad Upright Zone 5 Dwarf 4'h x 3'w Yellow 

This golden yellow selection has the same superior features as 'Nana Gracilis' and vibrant new growth. The compact, slow-growing bush has an irregularly globose form that develops into an upright broad habit as it ages. Dense, golden sprays of foliage become brighter in more open settings. A valuable option for year-round garden color, it prefers some protection from harsh summer sun.

## *Chamaecyparis obtusa* 'Spiralis'

Narrow Upright Zone 5 Dwarf 4'h x 3'w Green 

Few trees can claim the dramatic architectural quality of this incredible upright Hinoki. A striking narrow habit and attractive bark contribute to the beauty of each specimen. But it is the very dense, finely textured foliage naturally sculpted on spiraling branches that account for the awe factor. Slow growing and ideal for large courtyard containers, this choice selection has a delicate constitution that requires perfect conditions. Grow in moist, well-drained soil in full sun or light shade.



*Chamaecyparis obtusa* 'Nana Lutea'



*Chamaecyparis obtusa* 'Nana Gracilis'




*Chamaecyparis obtusa* 'Spiralis'






## *Chamaecyparis obtusa* 'Sunlight Lace' Iseli®

Broad Upright Zone 5 Intermediate 15'h x 12'w Yellow 

 Bright lemon yellow foliage with a texture reminiscent of the fine lace on your grandmother's wedding dress adorns this light airy tree. Place near conifers of green or blue and you will create a focal point of year-round color. 'Sunlight Lace' will achieve the most intense color in full sun, but late afternoon shade will provide the protection needed to prevent sunburn. Discovered as a yellow sport on *Chamaecyparis obtusa* 'Graciosa' in 1987 at Iseli Nursery, 'Sunlight Lace' will become a highly sought after treasure for the garden.


## *Chamaecyparis obtusa* 'Sunny Swirl' Iseli®

Broad Upright Zone 5 Dwarf 8'h x 6'w Yellow 

 Bold texture and colorful foliage distinguish this narrow, upright, golden selection. Stiff, contorted branches with mahogany red bark contrast dramatically with the twisting, threadlike foliage, which displays shades that vary from yellow to gold and even chartreuse toward the interior. Unusual cockscombs occasionally develop at the tips and add to the striking texture. Found at Iseli Nursery as a sport on *Chamaecyparis obtusa* 'Torulosa'.

## *Chamaecyparis obtusa* 'Thowell'

Narrow Upright Zone 5 Dwarf 6'h x 2'w Green 

 This unusual, sculptural form of the Hinoki cypress has proven to be durable, reliable and full of vigor. A slow grower, 'Thowell' will make a great feature specimen in the garden when creatively placed for 360° viewing. Its small, deep green foliage and naturally sculpted, narrow, upright habit make it a unique and stately addition to the garden. Alone in a container, it may be a featured patio sculpture. Named by Ed Rezek for two great Dutch plantsmen, Thom DeLange and Weil Linnsen. *Dean*



*Chamaecyparis obtusa* 'Sunny Swirl' Iseli®



*Chamaecyparis obtusa* 'Sunlight Lace' Iseli®



*Chamaecyparis obtusa* 'Thowell'



## *Chamaecyparis obtusa* 'Verdoni'

Broad Upright Zone 5 Dwarf 8'h x 6'w Yellow ☀

Clean, bright yellow fans of dense foliage decorate this dependable, mid-size Hinoki. Each tree develops slowly into a unique, naturally irregular, compact pyramid with a softly drooping leader. New foliage and stems display hints of orange. Trees resemble *Chamaecyparis obtusa* 'Aurea,' but they are smaller and exhibit good tolerance to sun in most climates.

## *Chamaecyparis pisifera* 'Angel Hair'

Globe Shaped Zone 4 Dwarf 6'h x 6'w Green ☀

Very fine textured threadbranch foliage is displayed on this sport of *Chamaecyparis pisifera*. With slower growth and thinner foliage than 'Filifera,' it adds a light airy element to the garden. It was found in southern New York by Mike and Ken Yeager of Hickory Hollow Nursery.

## *Chamaecyparis pisifera* 'Blue Moon' Iseli®

Globe Shaped Zone 4 Dwarf 4'h x 4'w Blue ☀

A selection like this comes along once in a blue moon! The bright steel blue foliage adds a special color element to the garden. Discovered as a sport of 'Baby Blue,' it has short stiff branching covered with juvenile foliage that develops into a tight, compact ball with minimal shearing required to maintain its tidy form. 'Blue Moon' can be planted as a single color accent or in groupings for bright blocks of color. An excellent choice for foundation plantings also. Grows best in full sun with moist, well-drained soil.

## *Chamaecyparis pisifera* 'Boulevard'

Broad Upright Zone 5 Intermediate 12'h x 8'w Blue ☀

This popular, silvery blue tree boasts soft, plummy foliage and a full, pyramidal habit with somewhat open branching. In its natural form, 'Boulevard' makes a colorful backdrop for other plants or an excellent choice for filling a corner or screening a view. And, since it responds well to training and shearing, a well-sculpted specimen becomes an exquisite focal point in the formal garden. Discovered as a sport on *Chamaecyparis pisifera* 'Squarrosa.'



*Chamaecyparis obtusa* 'Verdoni'



*Chamaecyparis pisifera* 'Angel Hair'



*Chamaecyparis pisifera* 'Blue Moon' Iseli®



*Chamaecyparis pisifera* 'Boulevard'





## ***Chamaecyparis pisifera* 'Cream Ball'**

Globe Shaped Zone 4 Dwarf 6'h x 6'w Yellow 

The unique color of this compact ball, neither white nor yellow, is truly cream, a soft, rich shade that will complement many landscapes. A close look at the foliage shows that a range of colors and textures, including bluish needles and green scales that are tipped with blond, contribute to the glowing effect. The well-mannered, easy-to-grow conifer maintains a uniform globe shape without shearing and makes a dressy accent or, lined up, an attractive border edge. More sun produces a brighter look.

## ***Chamaecyparis pisifera* 'Cumulus' Iseli®**

Globe Shaped Zone 4 Miniature 1½'h x 1½'w Bluish Green 

 Tufts of needle-like, juvenile foliage give this rounded, light blue selection of 'Tsukumo' its airy character, even when mature. Named for a look like puffy clouds, this delicate choice adds a reliable element of soft texture to tight garden spaces. 'Cumulus' stays small without pruning; its foliage is most dense when grown in full sun. Particularly useful for container, trough or rock gardens and other small sites. *Fanciful Gardens® Only*

## ***Chamaecyparis pisifera* 'Curly Tops'**

Broad Upright Zone 5 Intermediate 10'h x 8'w Blue 

The distinctive curly tips and silvery blue foliage of this selection add both texture and color to the landscape. The uniquely twisted needles show off a gleaming silver side, and the dense, compact form works well wherever a more rounded version of 'Boulevard' is needed. Use it to line the drive or define a garden wall in a moist, well-drained site. Partial shade produces a richer blue.



***Chamaecyparis pisifera* 'Cumulus' Iseli®**



***Chamaecyparis pisifera* 'Cream Ball'**



***Chamaecyparis pisifera* 'Curly Tops'**



## *Chamaecyparis pisifera* 'Filifera'

Globe Shaped Zone 4 Intermediate 12'h x 12'w Green ☉

The long, fine foliage of 'Filifera' goes by two names: "threadbranch" and "stringleaf." Whichever you choose, the narrow, pendulous stems and irregular, mounding habit make this selection a compelling garden accent. The scale-like foliage, a fresh green in spring, takes on softer tones in winter and complements the reddish brown bark. Over time, trees develop a compact, pyramidal form that makes them excellent candidates for sculpting. Hardy and adaptable to both cold and warmer climates.

## *Chamaecyparis pisifera* 'Gold Spangles'

Broad Upright Zone 4 Intermediate 12'h x 8'w Yellow ☉

Open sprays of yellow adult foliage and characteristic threadbranch foliage appear in an inconsistent combination on this sport of *Chamaecyparis pisifera filifera* 'Aurea'. With a conical shape, this vigorous growing plant has an informal appearance. Older trees respond well to occasional shearing to keep it neat and trim.

## *Chamaecyparis pisifera* 'Golden Mop'

Globe Shaped Zone 4 Dwarf 8'h x 8'w Yellow ☉

The finely textured, sunny foliage of this winning "threadbranch" cypress develops vibrant new spring growth that retains its brilliance and shines in the garden all year. Well-behaved, compact and hardy, the low, mounding conifer makes a versatile addition to border, bank or foundation. It produces best color in full sun and performs even in areas challenged by heat and humidity.

## *Chamaecyparis pisifera* 'Golden Pin Cushion'

Globe Shaped Zone 4 Dwarf 1½'h x 2'w Yellow ☉

For a handsome bit of color in the rock garden or other small space, this dense, golden cypress delivers. Prized as a close-up accent, especially to add an Asian aesthetic, each plant will spread slowly into a low, irregular mound that suggests moss. Where exposed to more sun, the foliage turns brighter yellow. Easy, resilient and hardy.



*Chamaecyparis pisifera* 'Filifera'



*Chamaecyparis pisifera* 'Golden Mop'



*Chamaecyparis pisifera* 'Golden Pin Cushion'



*Chamaecyparis pisifera* 'Gold Spangles'



## *Chamaecyparis pisifera* 'Tsukumo'

Globe Shaped Zone 4 Miniature 1½'h x 1½'w Green 

For the smallest site, this tight, rounded bun almost doubles as a mossy green rock. It has dense, finely textured green foliage and grows so slowly that it won't outsize a trough or rock garden. The compact cushion, which is hardy, tough and resilient, is wider than it is tall. Occasionally, short feathery plumes will sprout out among the fine foliage, adding character and dimension to the tiny mound.

## *Chamaecyparis thyoides* 'Heatherbun'

Globe Shaped Zone 4 Dwarf 8'h x 8'w Green/Plum 

Unique winter color and fluffy texture distinguish this dense, compact shrub. Its fine, feathery foliage is heathery green during summer, but when winter hits, the charming, round-topped plant takes on intense tones of plum. The small, delicate bun responds well to regular shearing and thrives in wet sites, even tolerating less-than-perfect drainage.

## *Chamaecyparis thyoides* 'Top Point'

Narrow Upright Zone 5 Dwarf 6'h x 2'w Green 

A superior compact selection with interesting texture and a narrow habit, this upright conifer displays two types of foliage, both needle-like and scale-like. Muted green in summer, the versatile tree takes on a rich purple blush in winter. Use it in a large container, an entry courtyard or an intimate border. Provide even moisture for best results.



*Chamaecyparis pisifera* 'Tsukumo'



*Chamaecyparis thyoides* 'Heatherbun'




Winter



*Chamaecyparis thyoides* 'Top Point'



## New *Cornus capitata* 'Mountain Moon'

Broad Upright Zone 8 Medium Tree 20'h x 20'w Cream Flower 


This evergreen dogwood dazzles with a spectacular late spring display of huge cream colored flowers up to 5" in diameter that stand out against dark green, leathery leaves. Also known as the Himalayan strawberry tree, late summer brings a crop of bright red fruit that birds adore. Untroubled by anthracnose or pest issues, this show stopper will thrive when planted in a protected location in the garden and provided with moderate summer water and well-draining soil. *Limited Availability*

## New *Cornus controversa* 'Variegata'

Broad Upright Zone 6 Medium Tree 25'h x 25'w Variegated 

The utmost in elegance, the Wedding Cake Tree is an exquisite statement tree that will take your breath away with its tiered branches and refined variegated foliage. Green leaves with a thick, creamy white border flutter above gracefully arched, strongly horizontal branches that form effervescent layers. The rounded canopy is frosted with foamy white flat-topped flower clusters in late spring that mature to blue-black fruit enjoyed by birds in late summer. This queen of the garden appreciates protection from hot sun in the late afternoon and prefers well-draining acidic soil. *Limited Availability*

## *Cornus kousa* 'Greensleeves'

Broad Upright Zone 5 Medium Tree 20'h x 15'w Cream Flower 

Cream colored flowers with a hint of green show off against the deep green waxy leaves in early summer. A heavy set of red fruit adds to the seasonal interest, finishing in the fall with shades of dark red and red-purple foliage. Growers rate this variety as one of the best.

## CORNUS

Our premium selections of *Cornus* will bring all of the dazzling spring color, satisfying structure and superb autumn displays that one expects when choosing a garden-sized dogwood. Showy flower-like bracts in late spring, ornamental fruit, and intense fall foliage color combine with hardiness to zones 5 and 6 for some very desirable trees. *Cornus kousa* and its hybrids prove to much more resistant to disease than other species. Prefer acid soil and full sun but will tolerate some shade.



*Cornus capitata* 'Mountain Moon'



*Cornus kousa* 'Greensleeves'




*Cornus controversa* 'Variegata'





## **Cornus kousa Scarlet Fire® ('Rutpink' PP28,311)**

Broad Upright Zone 5 Small Tree 15'h x 15'w Pink Flower 


This spectacular selection features huge, dramatic, deep pink to fuchsia bracts on a sturdy, disease resistant small tree. A real stunner in late spring, the big, showy bracts stand out against the rich green foliage. Prior to the showy flowers, early spring leaves emerge streaked with purple. Later, after the summer flower show, purple pink fruits swell and become attractive to birds for a delicious summer treat. Autumn brings red to purple leaf color to finish the season. After 45 years of dedicated breeding, Rutgers University has brought Scarlet Fire® to the world of gardening. Asexual reproduction or unauthorized use of the trademark without license is prohibited.

## **Cornus kousa 'Summer Fun'**

Broad Upright Zone 5 Medium Tree 18'h x 15'w Variegated 

Lots of contrast to enjoy with variegated leaves that are green with bright white margins, displaying a pink edge when they first emerge. The white flower bracts in late spring are a pleasant complement to the brilliant foliage. Cooler fall temperatures make way for radiant red-orange and pink leaves. Introduced by Bucholz & Bucholz Nursery, Gaston, Oregon.

## **Cornus kousa 'Summer Gold' PP22,765**

Broad Upright Zone 5 Small Tree 15'h x 15'w Variegated 

Eye-catching sums up this kousa dogwood. The bright green foliage has golden yellow margins through the growing season, becoming pink in the fall prior to the entire leaf turning bright red. The leaves are distinctively smooth. Masses of creamy white flower-like bracts cover the tree during bloom. Disease resistance and consistently upright form makes for a useful garden tree. Asexual reproduction prohibited without license. *Limited Availability*



**Cornus kousa Scarlet Fire® ('Rutpink' PP28,311)**



Spring



**Cornus kousa 'Summer Gold' PP22,765**



**Cornus kousa 'Summer Fun'**



## ***Cotoneaster dammeri* 'Strieb's Findling'**

Prostrate Zone 5 Small Broadleaf 1'h x 6'w Green 

Small, glossy, green leaves cover this excellent carpeting groundcover that is covered with masses of white flowers in spring and red berries in winter. Grows fairly flat along the ground. *Fanciful Gardens® Only*

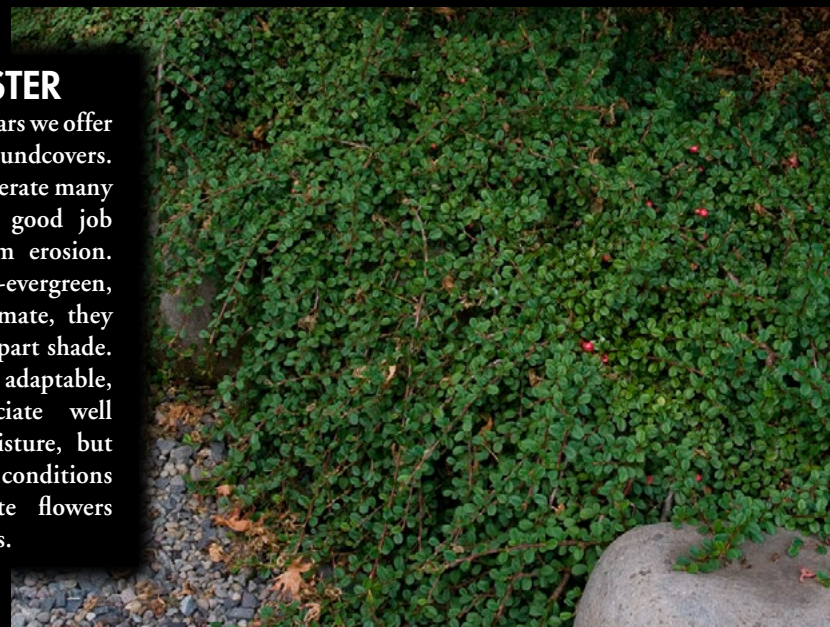
## ***Cotoneaster microphyllus* 'Thymifolius'**

Spreading Zone 5 Small Broadleaf 2'h x 3'w Green 

'Thymifolius' has very small glossy green leaves and red berries on small arching branches which create coarse waves of green and red. An evergreen plant, its tiny leaves and berries are the perfect scale for miniature themed gardens. The branches can be trained upright to become the "trees" in those gardens. It is also very popular in rock gardens and containers of all types. *Fanciful Gardens® Only*

## COTONEASTER

The *Cotoneaster* cultivars we offer make excellent groundcovers. They grow quickly, tolerate many soil types and do a good job protecting banks from erosion. Deciduous to semi-evergreen, depending on the climate, they thrive in full sun and part shade. Easy to grow and adaptable, these plants appreciate well drained soil and moisture, but they can tolerate dry conditions too. Charming white flowers followed by red berries.



*Cotoneaster dammeri* 'Strieb's Findling'



*Cotoneaster microphyllus* 'Thymifolius'



## *Cryptomeria japonica* 'Araucarioides'

Broad Upright Zone 6 Large 15'h x 8'w Green 

With a prehistoric look, this Japanese cedar has long branches with short dark green needles resembling a cord or rope. The sparse branching of the snake-like limbs on young trees thicken with age to form a tall, open, conical tree. It will thrive in full sun to partial shade in well-drained soil.

## *Cryptomeria japonica* 'Birodo'

Globe Shaped Zone 6 Dwarf 2'h x 2'w Green 

Short, erect, green needles, like the points of a star, cover the tight branches of this slow-growing, dense mound. As cold weather sets in, the foliage gradually changes to a rich, bronzy purple for winter. Tough, trouble free and resistant to grazing animals, 'Birodo' is an excellent addition to raised garden beds and other close-up spaces, where its character can be seen easily. It will maintain a tight, formal habit without shearing. Protect from desiccating winter winds.

## *Cryptomeria japonica* 'Black Dragon'

Broad Upright Zone 6 Intermediate 6'h x 4'w Green 

Plants grow vigorously in youth, until they attain a height of 4–6', and then the growth rate slows and plants fill in with more compact foliage and branches. The light green, new growth ages to a deep, dark green and in winter maintains the darkest green—almost black—of all *Cryptomeria* cultivars, hence the name.

## *Cryptomeria japonica* 'Dinger'

Broad Upright Zone 6 Dwarf 4'h x 3'w Green 

Bushy and bright, this plant is a humdinger. Originating as a witch's broom on 'Araucarioides', multiple shoots are cord-like and filled with awl-shaped needles. Masses of buds form on lightly sheared tips and, consequently, it becomes a very full plant as opposed to the wild and open habit of its parent.

## CRYPTOMERIA

Native to Japan, where it is revered as the national tree, *Cryptomeria* is valued for its stately grandeur and its superior, fragrant wood. We offer a richly diverse collection of cultivars that provide forms, sizes and colors for small, medium and large landscapes. *Cryptomeria*, sometimes called Japanese cedar, prefers ample moisture, tolerates partial shade, and appreciates protection from cold, desiccating winds.



*Cryptomeria japonica* 'Birodo'



*Cryptomeria japonica* 'Araucarioides'



*Cryptomeria japonica* 'Black Dragon'



*Cryptomeria japonica* 'Dinger'

### CONIFER Growth Rate Standards

MINIATURE, Less than 1" per year • DWARF, 1–6" per year  
INTERMEDIATE, 6–12" per year • LARGE, 12" + per year

### SIZE CATEGORIES

BROADLEAF SHRUBS: SMALL, less than 4' tall • MEDIUM, 4–10' tall • LARGE, over 10' tall at garden size  
SPECIALTY TREES: SMALL, less than 15' tall • MEDIUM, 15–25' tall • LARGE, over 25' tall at garden size



## *Cryptomeria japonica* 'Elegans Aurea'

Broad Upright Zone 6 Intermediate 12'h x 8'w Green 

More a bright, light green in summer, it is the soft, feathery juvenile foliage of this upright selection that puts on a bright chartreuse display in late winter, when the sight is especially welcome. As a large, handsome specimen with cinnamon bark and a tapering trunk, this conifer will add strength and elegance to the landscape year-round. Bright green, fluffy foliage in the summer months takes on yellow hues during winter.

## *Cryptomeria japonica* 'Golden Promise'

Globe Shaped Zone 6 Dwarf 4'h x 4'w Yellow 

Like a basketball speckled with tiny nuggets of gold, 'Golden Promise' will make an exciting statement in the garden. Growing 3–5" per year, this dwarf Japanese cedar has a coarse texture with its small awl-like foliage covering its small globe shape. An excellent choice for the rock garden or in a container on the patio, 'Golden Promise' will provide a colorful accent throughout the seasons. Place in full sun to partial shade in well-drained soil for a promise of gold for many years to come.

## *Cryptomeria japonica* 'Gyokryu'

Broad Upright Zone 6 Intermediate 10'h x 8'w Green 

A very durable selection that maintains a good green all winter. Dark green needles appear in dense clumps on a broadly pyramidal plant. This selection has shown excellent disease resistance in areas where other forms have declined. Responds well to pruning.

## *Cryptomeria japonica* 'Little Champion'

Globe Shaped Zone 6 Dwarf 6'h x 6'w Green 

Dense and compact with a graceful, rounded form, this conifer stands out for its unusual foliage; many curvy branchlets are coated with layers of tightly held, awl-like needles that make them look like woven rope. In winter, the sparkling green foliage may take on handsome bronzy highlights, especially the tips. Adaptable and easy to grow, it prefers sun or partial shade in moist, well-drained, acid soil in an open, sunny site.



*Cryptomeria japonica* 'Elegans Aurea' – Winter



*Cryptomeria japonica* 'Gyokryu'



*Cryptomeria japonica* 'Little Champion'



*Cryptomeria japonica* 'Golden Promise'



## *Cryptomeria japonica* 'Mushroom'

Globe Shaped Zone 6 Intermediate 10'h x 10'w Green 

Soft green in spring and summer, the finely textured foliage of this mounding, mop-like Japanese cedar turns a dramatic russet in winter. Its thin, evenly-spaced needles on delicate branches create an open, airy look that requires little to no pruning to maintain. Protect from desiccating winds.

## *Cryptomeria japonica* 'Rein's Dense Jade'

Narrow Upright Zone 6 Large 25'h x 12'w Green 

The unusual texture and rich jade green of the needles give this handsome form of the species a compelling look during the growing season. Its tightly held foliage, which turns striking purple bronze in winter, gives branches a well-defined, formal appearance.



*Cryptomeria japonica* 'Mushroom' – Winter



*Cryptomeria japonica* 'Mushroom' – Summer



*Cryptomeria japonica* 'Rein's Dense Jade'



## *Cryptomeria japonica* 'Spiralis'

Broad Upright Zone 6 Intermediate 10'h x 8'w Green 

Medium green needles spiral around the branchlets and form twisted ropes of ringlet-like foliage on this densely branched globe when it is young. With age, the intriguing plant develops a leader and a broad, upright habit that makes a dramatic, mid-size impression in the landscape.

## *Cryptomeria japonica* 'Tansu'

Broad Upright Zone 6 Dwarf 3'h x 2'w Green 

This light green, slow-growing dwarf has pointed needles and a broadly upright habit that mimics, in miniature, a jagged mountain outline. Even its tiny needles are in scale on the architecturally irregular gem. A perfect sculptural addition to rock garden or container, the plant takes on bronze tones in winter. *Fanciful Gardens® Only*


## *Cryptomeria japonica* 'Tenzan'

Globe Shaped Zone 7 Miniature 1'h x 1'w Green 

This tiny cultivar has an extremely dense habit with foliage that is dark green in summer, red-bronze in winter. It makes an excellent addition to trough or rock garden, but needs some protection in winter, since it is slightly less hardy and more susceptible to frost damage than other dwarf *Cryptomeria*. *Fanciful Gardens® Only*

## *Cryptomeria japonica* 'Twinkle Toes' Iseli®

Broad Upright Zone 6 Dwarf 3'h x 2'w Yellow 

 Bright yellow new growth appears to twinkle against the mature green foliage of this irregular upright mound. The color fades to a light green at the end of the season, spending the winter months with an appearance fairly indistinguishable from its parent, 'Tansu.' Found as a yellow sport, the small scale foliage makes 'Twinkle Toes' a colorful and suitable addition to the rock garden or container.



*Cryptomeria japonica* 'Spiralis'



*Cryptomeria japonica* 'Tenzan'



*Cryptomeria japonica* 'Tansu'



*Cryptomeria japonica* 'Twinkle Toes' Iseli®

### CONIFER Growth Rate Standards

MINIATURE, Less than 1" per year • DWARF, 1–6" per year  
INTERMEDIATE, 6–12" per year • LARGE, 12"+ per year

### SIZE CATEGORIES

BROADLEAF SHRUBS: SMALL, less than 4' tall • MEDIUM, 4–10' tall • LARGE, over 10' tall at garden size  
SPECIALTY TREES: SMALL, less than 15' tall • MEDIUM, 15–25' tall • LARGE, over 25' tall at garden size



## ***Cupressocyparis leylandii* 'Gold Rider'**

Broad Upright Zone 5 Intermediate 12'h x 8'w Yellow ☉

Showstopping yellow foliage resists burn, even in full sun. Shaded, lower and interior foliage is a lime green. The horizontal branching provides a sturdy framework for a vigorous growing tree that serves well as a privacy screen or picturesque specimen.

## ***New Cupressocyparis leylandii* 'Shorty' ('Reco' PP19618)**

Narrow Upright Zone 6 Intermediate 12'h x 6'w Green ☉

This dwarf version of Leyland cypress has striking foliage of rich green with bluish tones. Popular in the south for its ability to handle the heat and humidity, 'Shorty' is an excellent choice for use as a hedge or as a focal point in the landscape. Slower growing than its hybrid parent, it has a compact upright habit and can be lightly sheered annually to keep it even tighter. Drought tolerant once established. *Limited Availability*

## ***Cupressus arizonica* 'Aurea'**

Broad Upright Zone 6 Intermediate 12'h x 8'w Yellow ☉

Golden Arizona Cypress is a pale yellow cultivar with frosty looking foliage, due to the white specks along the shoots. Areas of the plant that are not exposed to full sun have a bluish-green color. An upright growing plant, the foliage is radially arranged on the branches that curve upward at the end. Stroking the foliage emits a citrus aroma. Tolerant of hot, dry summers, it maintains a fresh look in the garden throughout the season.



***Cupressocyparis leylandii*  
'Gold Rider'**



***Cupressus arizonica* 'Aurea'**



***Cupressocyparis leylandii* 'Shorty'  
(Reco' PP19618)**

## **CUPRESSOCYPARIS CUPRESSUS**

True cypress trees (*Cupressus*) make excellent evergreen hedges or elegant specimens in warm, sunny garden locations. Characterized by graceful, symmetric shapes and colorful, fragrant foliage, true cypress trees also provide showy bark and resinous, aromatic wood. Given good drainage, *Cupressus* will tolerate poor dry soils. *Cupressocyparis* is a genus composed of naturally occurring hybrids of different *Cupressus* species and *Chamaecyparis nootkatensis*, providing attractive trees that generally are quite vigorous.



## *Cupressus arizonica* 'Blue Pyramid'

Broad Upright Zone 6 Large 25'h x 15'w Blue ☉

This broad, upright selection has outstanding, vibrant, powder blue foliage that is especially effective when seen against its reddish bark. Useful as a dramatic focal point and as a color accent in the garden.

## *Cupressus arizonica* 'Chaparral'

Broad Upright Zone 6 Large 25'h x 15'w Green ☉

Loads of tiny white specks cover the light green foliage leaving the appearance of a creamy white specimen. With a broadly columnar habit, the branches extend horizontally, drooping down over time. The thin scales are round, rather than flat, on compressed stems that mature red. Typical of the Arizona cypress, it is drought tolerant.

## *Cupressus arizonica* 'Raywood's Weeping'

Broad Upright Zone 6 Large 25'h x 15'w Bluish Green ☉

Raywood's Weeping Arizona Cypress is an interesting addition to temperate gardens as each plant has a unique form. Arms that extend out from a staked central leader weave and curl around creating a conversation piece for garden visitors. White specks are scattered along the fine, delicate, blue green foliage. Native to the southwest United States, it enjoys well-drained, dry soils and full sun.



*Cupressus arizonica* 'Raywood's Weeping'



*Cupressus arizonica* 'Chaparral'



*Cupressus arizonica* 'Blue Pyramid'



## ***Cupressus macrocarpa* 'Chandleri'**

Narrow Upright Zone 7 Large 25'h x 12'w Green ☉

'Chandleri' is very dense and broadly columnar with a slightly irregular outline when viewed from a distance. An excellent coastal choice that is extremely wind hardy and salt resistant, this selection has lush, dark green foliage that appears to swirl around the perimeter of the plant.

## ***Cupressus macrocarpa* 'Donard Gold'**

Narrow Upright Zone 7 Intermediate 15'h x 8'w Yellow ☉

Bright, eye-catching 'Donard Gold' shines in the garden with distinctive, two-tone yellow foliage. Chartreuse new growth surrounds radiant, lemon yellow inner foliage, and both stand out against reddish, cinnamon bark. Upright branches produce a narrow form, and the foliage has a pleasant citrus scent. Originated in Ireland.

*Limited Availability*

## ***Cupressus macrocarpa* 'Wilma'**

Narrow Upright Zone 7 Intermediate 12'h x 4'w Yellow ☉

Very finely textured, small threads of scale-like lemon yellow foliage are the highlight of this compact, narrow, columnar conifer. Reddish, cinnamon colored bark allows the brilliant foliage to stand out even more. 'Wilma' is beautiful as a single specimen or planted in a cluster or privacy screen. While naturally dense and compact, an annual light shearing will encourage its neat and tidy form. Full sun will encourage the brightest yellow color that maintains through the winter. In partial shade its color becomes a very bright green.

## ***Cupressus vietnamensis***

Broad Upright Zone 8 Large 20'h x 15'w Green ☉

This species was discovered in Vietnam in 2001. Confined to a limited range of steep mountainous habitat, it has not been identified in any other area in the world. Both juvenile and adult foliage appear on the same branches making a diversified appearance. Highly valued for timber, the natural forest is being depleted and leaving the future of the species in question. *Fanciful Gardens® Only*



***Cupressus macrocarpa* 'Donard Gold'**



***Cupressus macrocarpa* 'Chandleri'**



***Cupressus macrocarpa* 'Wilma'**





## **Davidia involucrata** Iseli® 'Fastigiate'

Narrow Upright Zone 5 Large Tree 25'h x 12'w Green

An Iseli seedling selection of *Davidia* that has an extremely narrow upright branching habit. Two large white bracts appearing as petals surround the flower resembling a dove, hence the common name of dove tree. Growing at a moderate rate and tolerating some shade, this tree prefers moist, acidic soil.

## **Davidia involucrata** 'Lady Sunshine'

Broad Upright Zone 5 Medium Tree 20'h x 15'w Variegated

'Lady Sunshine' will bring stunning beauty to the garden. Incredible, large, serrated, variegated leaves of medium green with wide borders of creamy yellow to almost white certainly command attention. After a decade or more of patiently waiting, the tree will produce large white "tissue paper" bracts during the summer making the tree truly a show-stopper. *Limited Availability*

## **Davidia involucrata** 'Sonoma'

Broad Upright Zone 5 Large Tree 25'h x 15'w Green

This exciting new cultivar of the dove tree is noteworthy for blooming reliably at an early age; even young, rooted cuttings will bloom. Extra large, white bracts create a beautiful spectacle on the broadly pyramidal tree in spring. It prefers moist, acidic soil.



*Davidia involucrata* 'Sonoma' – Spring



## DAVIDIA

The dove tree is best known for a pair of large, white bracts around small purple flower heads. Sometimes up to seven inches long, these bracts flutter in the breeze, hence the reason for the common name. Native to China, it was once considered the Holy Grail of exotic flora.

Having only one species, *Davidia* does well in moist well-drained soil and full to part sun.



*Davidia involucrata* Iseli® 'Fastigiate'

### CONIFER Growth Rate Standards

MINIATURE, Less than 1" per year • DWARF, 1–6" per year  
INTERMEDIATE, 6–12" per year • LARGE, 12"+ per year


### SIZE CATEGORIES

BROADLEAF SHRUBS: SMALL, less than 4' tall • MEDIUM, 4–10' tall • LARGE, over 10' tall at garden size  
SPECIALTY TREES: SMALL, less than 15' tall • MEDIUM, 15–25' tall • LARGE, over 25' tall at garden size




## ***Enkianthus campanulatus* 'Jan's Pink' Iseli®**

Broad Upright Zone 5 Medium Broadleaf 6'h x 4'w Green 

 The delicate texture of this shrub is the result of slender branches and charming clusters of many pink, bell-shaped flowers that dangle from them. In autumn, the small, whorled, green leaves take on a kaleidoscope of color in every shade between yellow and red. Plant in rich soil with consistent moisture.

## ***Enkianthus campanulatus* 'Jan's Red' Iseli®**

Broad Upright Zone 5 Medium Broadleaf 6'h x 4'w Green 

 A profusion of dark red, bell-shaped flowers nods from the delicate, upright branches of this medium-sized shrub. In autumn, the small, whorled, green leaves become a remarkable, deep, dark red. This slow-growing, pest-free native of Japan grows best in moist, rich, acidic soil.

## ***Enkianthus perulatus***

Broad Upright Zone 5 Small Broadleaf 4'h x 4'w Green 

The naturally sculpted form of this refined, small, deciduous shrub adds an Asian aesthetic and year-round beauty to many garden situations. In winter, the open, elegant branch structure stands out against evergreens; in spring, small, white, bell-like flowers emerge from red buds; and in fall, summer's small, green leaves turn blazing scarlet. Give the slow-growing aristocrat rich, acid soil with good moisture and high organic content.

## ENKIANTHUS

Native to Asia and Japan, the *Enkianthus* are known for their flower and fall color. *E. campanulatus*, the Red Veined Enkianthus, has bell-shaped flowers with red veins. *E. perulatus*, or White Enkianthus, has a layered branching habit and is rare in the trade. An ericaceous plant, they do best with moist, acidic soil in sun to part shade.



*Enkianthus perulatus*



*Enkianthus campanulatus* 'Jan's Pink' Iseli®



*Enkianthus campanulatus* 'Jan's Red' Iseli®

### CONIFER Growth Rate Standards

MINIATURE, Less than 1" per year • DWARF, 1–6" per year  
INTERMEDIATE, 6–12" per year • LARGE, 12"+ per year

### SIZE CATEGORIES

BROADLEAF SHRUBS: SMALL, less than 4' tall • MEDIUM, 4–10' tall • LARGE, over 10' tall at garden size  
SPECIALTY TREES: SMALL, less than 15' tall • MEDIUM, 15–25' tall • LARGE, over 25' tall at garden size



## ***Fagus sylvatica* 'Purple Fountain'**

Weeping Zone 5 Large Tree 25'h x 12'w Red ☉

Unlike its parent, this seedling selection of 'Purpurea Pendula' has an upright habit, so it grows tall and narrow without training. Weeping secondary branches and reddish brown leaves create an outstanding specimen. *Limited Availability*

## ***Fagus sylvatica* 'Purpurea Nana'**

Broad Upright Zone 5 Medium Tree 12'h x 8'w Purple/Red ☉

This compact grower with a bushy appearance is very dense and full. Intense purple leaves cloak the plant all season long. Winter exposes the smooth gray bark typical of the species. An oval form, it's well suited for the smaller garden that can't accommodate larger European beech. Avoid climates with extreme heat and plant in moist, well-drained soil. *Limited Availability*

## FAGUS

*Fagus sylvatica*, the European beech, is an excellent, large specimen tree for use in public areas. It also performs well grown as a hedge, because it withstands heavy pruning. Deciduous *Fagus sylvatica* trees tolerate a wide variety of soils, but they do not appreciate extreme heat. Iseli Nursery offers upright and pendulous forms with rich purple or green foliage.



*Fagus sylvatica* 'Purpurea Nana'



*Fagus sylvatica* 'Purple Fountain'



## *Fagus sylvatica* 'Red Obelisk'

Narrow Upright Zone 5 Large Tree 25'h x 10'w Red ☉

Another fantastic selection from the Trompenburg Arboretum in Holland, this dark purple, columnar seedling has strong, reliable growth, but a more refined, compact habit compared to *Fagus sylvatica* 'Dawyck Purple.' Use the dramatic purple column as a striking accent plant. *Limited Availability*

## *Fagus sylvatica* 'Sandrode'

Broad Upright Zone 5 Small Tree 6'h x 8'w Green ☉

Beautifully cut, rounded leaf edges give a pleasing texture to this dwarf beech. Growing into a broad upright form, this slow grower is ideal for miniature gardens and bonsai enthusiasts. Hardier than it might look, this Dutch introduction is sure to please any gardener with a need for a pleasing tree form in a very small space. Provide full sun and moist, well-drained soil.

## *Fothergilla gardenii*

Globe Shaped Zone 5 Small Broadleaf 4'h x 4'w Green ☉

WOW!! is what comes to mind when describing this compact garden treasure. Tightly clustered, honey-scented, yellow and white flower spikes that resemble bottlebrushes begin the show in April or May and persist for 2–3 weeks. Then, the full, green foliage appears and lasts until autumn, when vibrant yellows, oranges, purples, and reds conclude the season in a crescendo of scarlet. Thrives in organic soils and partial shade.




*Fagus sylvatica* 'Sandrode'



*Fagus sylvatica* 'Red Obelisk'



*Fothergilla gardenii* – Autumn



Spring



## New *Ginkgo biloba* 'Blagon'

Narrow Upright Zone 4 Small Tree 15'h x 8'w Green 

Selected by Jaques Derly at his nursery near Boredaux, France in the 1980s, the Gold Spire Ginkgo has stood the test of time and proven to be an outstanding columnar cultivar. Its naturally pyramidal habit, dense ascending branching, and moderate growth rate makes it ideal for areas where space is limited. Fresh spring green fan-shaped leaves turn to a radiant golden yellow in the fall. Parade a series down an avenue or display a single specimen in a container to add a touch of European sophistication to the city landscape or the country estate.


*Limited Availability*

## *Ginkgo biloba* 'Everton Broom'

Narrow Upright Zone 4 Small Tree 10'h x 6'w Green 

'Everton Broom' is a fairly vigorous form of Ginkgo. Originating from a witch's broom, it naturally will set a leader so we are culturing it into a short, compact tree form. Characteristic foliage colors of green throughout the growing season, becoming a brilliant golden yellow in fall. Discovered in Everton Hampshire, UK.

## *Ginkgo biloba* 'Folkert's Select'

Narrow Upright Zone 4 Medium Tree 15'h x 8'w Green 

Small, thick, deeply cut, bilobed leaves help give this selection a look unique to its own. The branches are short but finer and denser than normally seen, making for a bushy narrow tree. The slightly frilly foliage turns to characteristic golden yellow in fall for that seasonal interest we all enjoy. *Limited Availability*

## *Ginkgo biloba* 'Jade Butterflies'

Broad Upright Zone 4 Medium Tree 10'h x 8'w Green 

It's easy to have visions of jade green butterfly wings fluttering in the wind when looking at this plant. The dark green leaves with a waxy sheen are held in dense clusters along the branches. A medium sized garden tree that grows into a vase-shape, it has the brilliant yellow fall color characteristic of the species. Durable and adaptable, it is an introduction from New Zealand.



*Ginkgo biloba* 'Blagon'

## GINKGO

Considered a "living fossil", this ancient genus has *biloba* as its only remaining species. Having survived millions of years, the maidenhair tree is an urban tolerant deciduous conifer. The characteristic bi-lobed leaves flutter in the wind and provide good fall color. Basically pest free and salt tolerant, it does best in full sun but tolerates partial shade. For many years the Chinese have used *Ginkgo* for medicinal purposes and modern cultures now use *Ginkgo* extract for improving memory function with increased blood flow to the brain.



*Ginkgo biloba* 'Everton Broom'



*Ginkgo biloba* 'Jade Butterflies'



## *Ginkgo biloba* 'Mariken'

Globe Shaped Zone 4 Dwarf 6'h x 6'w Green ☉

This compact, bushy selection was discovered in 1995, a witch's broom growing in a ginkgo tree in the Netherlands. An excellent find with the unique history of the species and the same fan-shaped green leaves that turn bright yellow in fall. But 'Mariken' stays very small, its thick, spreading branches loaded with a dense arrangement of foliage. The slow-growing, deciduous conifer makes a high interest architectural feature, a flat, rounded form, for either small garden or container. Extremely adaptable to a wide variety of conditions.

## *Ginkgo biloba* 'Princeton Sentry'®

Narrow Upright Zone 4 Large 25'h x 12'w Green ☉

Introduced in 1967 by Princeton Nurseries in New Jersey, 'Princeton Sentry'® has an upright columnar habit. It is extremely adaptable to most conditions and tolerant of urban soils and pollution, making it a popular choice as a street tree. Seedless, generally pest- and disease-free, and drought tolerant, 'Princeton Sentry'® is proven cultivar of the timeless ginkgo with very few drawbacks.



*Ginkgo biloba* 'Mariken'



*Ginkgo biloba* 'Princeton Sentry'®



## **New** *Hydrangea paniculata* 'Little Spooky' ('GRHPLS' PP33,877)

Medium Broadleaf 4 Globe Shaped 2'h x 2'w White ☼

This dwarf panicle hydrangea is among the smallest of its species, reaching a mature height of under 2 feet. Abundant white flowers held on sturdy stems absolutely smother this dwarf shrub in summer. The spent flowers persist through the winter, giving Little Spooky year-round interest. Prune back to next season's buds in early spring to promote vigorous growth and flowering.

## **New** *Hydrangea paniculata* 'Mojito'® ('GRHP10' PPAF)

Medium Broadleaf 4 Wide Globe 3'h x 4'w White ☼

Add a refreshing twist of lime to your summer garden with Mojito®! This compact hydrangea is covered for months in abundant lime green flowers that age to a shade of blush pink in fall, providing long-lasting seasonal interest. Its petite stature and sturdy stems make it an excellent choice for both container gardening and mass plantings in shrub borders.

## **New** *Hydrangea paniculata* 'Skyfall' ('GRHYPAST05' PP32,971)

Medium Broadleaf 4 Broad Upright 4'h x 3'w White ☼

Skyfall is a prolific bloomer known for its exceptionally large flower clusters, with individual florets featuring recurved petals reminiscent of hyacinth blossoms. The long-lasting inflorescences emerge white in summer, gradually aging to a delicate pale pink in fall. This adaptable and resilient cultivar thrives in both full sun and partial shade and tolerates a range of soil conditions. For optimal form and flowering, prune in late winter to maintain shape and encourage vigorous growth.

## **New** *Hydrangea quercifolia* 'Munchkin'

Medium Broadleaf 5 Globe Shaped 3'h x 3'w White ☼

Small and mighty 'Munchkin' is a compact oakleaf hydrangea, characterized by sturdy, upright branches that support 6.5" panicles of white florets. As the season progresses, the long-lasting blooms transition to a soft pink and the deeply lobed, textured foliage develops a rich mahogany-red hue in fall. Well-adapted to both sun and partial shade, 'Munchkin' thrives in challenging locations, including sites with limited morning light but intense late-afternoon sun.

## HYDRANGEA

Hydrangeas have long been an old-fashioned cottage garden favorite beloved for their big, vibrant flowers. Our selections include cutting-edge cultivars that meet the contemporary gardener's needs for plants that are compact, low maintenance, and wow with stunning blooms on sturdy stems that last from summer to fall. Panicle hydrangeas (*H. paniculata*) are incredibly adaptable and durable. Both cold and heat tolerant, they're easy to grow in full sun or part shade and aren't picky about soil pH as long as they have good drainage. They bloom on new wood, so prune after flowering ends in fall through early spring before new leaves appear. Oakleaf hydrangeas (*H. quercifolia*) offer four season interest with oak-shaped leaves in spring, white inflorescences in summer that age to buff in winter, and showy fall color. They can thrive in a full sun to part shade. Pamper them with moist, well-drained soil or use them as problem solvers in tricky dry shade locations. Because they bloom on old wood, prune them immediately after the flowers fade or leave the spent heads to add interest to the winter garden.



*Hydrangea paniculata* 'Little Spooky'  
('GRHPLS' PP33,877)



*Hydrangea paniculata* 'Mojito'®  
('GRHP10' PPAF)



*Hydrangea paniculata* 'Skyfall'  
('GRHYPAST05' PP32,971)



## *Ilex aquifolium* 'Ferox Argentea'

Broad Upright Zone 6 Medium Broadleaf 10'h x 7'w Variegated ☼

For color and texture, especially in winter, this variegated shrub, nicknamed Hedgehog Holly, fills the bill. Its dark green and creamy yellow leaves stand out amid glowing purple stems and leaf ribs. And a close look at the leaves reveals sharp spines, but not just on their margins, on their tops too. Even without berries, the large, durable shrub puts on a show. Use as a focal point, screen or hedge. Tolerates drought and prefers well-drained soil and full sun.

## *Ilex crenata* 'Dwarf Pagoda'

Broad Upright Zone 5 Small Broadleaf 3'h x 2'w Green ☼

Adaptable, versatile and sculptural; no wonder this slow-growing evergreen holly is so popular. Its tiny, but substantial, rounded leaves grow in close layers on short, stiff stems, and its irregular form provides a natural structure to rock gardens, troughs and other small-scale plantings all year. Attractive to honey bees. Provide protection from early frosts.

## *Ilex crenata* 'Jersey Jewel'

Broad Upright Zone 5 Small Broadleaf 3'h x 2'w Green ☼

This jewel of a plant has distinctive structure and foliage that is sure to attract anyone's attention. Tiny deep green leaves are oval and cup-shaped. They are arranged with an opposite pattern in layers that alternate at 90° on short, stiff branches. With an irregular habit for the framework, 'Jersey Jewel' bursts with individuality when used as a companion plant with dwarf conifers. Similar to 'Dwarf Pagoda' but with smaller leaves, it enjoys rich acidic soils.

## *New Ilex crenata* 'Piccolo'

Globe Shaped Zone 5 Small Broadleaf 1'h x 1.5'w Green ☼

Growing just 1-2" per year, this miniature Japanese holly forms a tidy evergreen tuffet distinguished by dense branching and tiny glossy green leaves with toothed edges. A perfect thoughtful detail that adds a dignified touch to the Asian inspired garden.

## ILEX

From the whole host of *Ilex* species, we have chosen these few cultivars for their small, dense evergreen foliage and unusual habits. These dwarf, ornamental plants make great companions for other plants, where they punctuate garden scenes with their fine texture and tight forms. Give plants well-drained, humus-rich soil in sun to part shade.



*Ilex aquifolium* 'Ferox Argentea'



*Ilex crenata* 'Jersey Jewel'



*Ilex crenata* 'Dwarf Pagoda'



## *Ilex crenata* 'Sky Pencil'

Narrow Upright Zone 5 Medium Broadleaf 10'h x 3'w Green 

A tall, slender, female holly with a distinctive, upright habit, 'Sky Pencil' makes an attractive structural feature in perennial garden or container, or it makes an unusual, slow-growing hedge. Dark green, glossy leaves are small and rounded. From Japan, by way of the U.S. National Arboretum.

## *Ilex x* 'Rock Garden'

Globe Shaped Zone 6 Small Broadleaf 1'h x 1'w Green 

This diminutive, female, garden holly has shiny, deep green leaves and a dense, globose habit. Since it matures to less than 1' tall, 'Rock Garden' is an ideal choice for troughs, rock gardens, small gardens and bonsai.

## *New Ilex x meserveae* 'Horstmann Mini'

Broad Upright Zone 5 Small Broadleaf 3'h x 3'w Green 

This very slow-growing form of blue holly has contorted dark green leaves edged with itty-bitty spines. Perfectly scaled for railway gardens or other miniature themed gardens and for containers, 'Horstmann Mini' enjoys moist, well-drained soils.



*Ilex x meserveae* 'Horstmann Mini'



*Ilex x* 'Rock Garden'



*Ilex crenata* 'Sky Pencil'



## *Juniperus chinensis* 'Blue Alps'

Broad Upright Zone 4 Intermediate 12'h x 8'w Blue ☉

This large upright shrub or small tree has silver blue foliage with long thin gracefully arching new shoots. This new selection found by Humphrey Welch is sometimes listed as *Juniperus squamata*. Ideal for bonsai, we have cultured plants in to artistic forms that have a twisting and curving framework with exposed bark. *Artistic Forms Only*

## *Juniperus chinensis* 'Daub's Frosted'

Spreading Zone 4 Dwarf 2'h x 8'w Yellow ☉

This low, spreading juniper is especially appealing. It develops new, bright, golden yellow growth that points in all directions above the bluish green, feathery, interior foliage. A lively selection for a sunny, well-drained bank or other challenging site where a reliable bit of color is needed.

## *Juniperus chinensis* 'Shimpaku'

Spreading Zone 4 Dwarf 3'h x 6'w Green ☉

This versatile, vase-shaped plant develops upright, fountain-like branches that are covered in robust, green, awl-shaped foliage. Appreciated by bonsai enthusiasts for an irregular form and for exposed, peeling bark, it also makes an interesting addition to container arrangements and garden beds.

## *Juniperus chinensis* 'Torulosa'

Broad Upright Zone 4 Large 20'h x 15'w Green ☉

Very popular in southern California, the Hollywood juniper is suitable to be grown throughout the United States. Drought tolerance, and the ability to endure alkaline soil, adds to its appeal. Growing as a single specimen, it can be expected to create a living sculpture with an upright form and many branches growing outward and then spiraling up. The dark green foliage and silver-blue berries are lush and attractive. 'Torulosa' responds well to creative pruning and may frequently be seen trimmed into pom-pons or other whimsical shapes.

## JUNIPERUS

The native range of juniper spans much of the northern hemisphere, from the Arctic to China, tropical Africa and the mountains of Central America. This could explain the versatility and variety of the genus, which is among the most useful of conifers. Diverse growth habits and colorful seasonal foliage guarantee that there is a juniper suitable for nearly every landscape situation. Most are extremely cold hardy and resist pollution. We offer selections chosen for striking colors, superior habits and interesting shapes. These adaptable plants enjoy well-drained soil and full sun.



*Juniperus chinensis* 'Daub's Frosted'



*Juniperus chinensis* 'Blue Alps'



*Juniperus chinensis* 'Torulosa'



*Juniperus chinensis* 'Shimpaku'

### CONIFER Growth Rate Standards

MINIATURE, Less than 1" per year • DWARF, 1–6" per year  
INTERMEDIATE, 6–12" per year • LARGE, 12" + per year

### SIZE CATEGORIES

BROADLEAF SHRUBS: SMALL, less than 4' tall • MEDIUM, 4–10' tall • LARGE, over 10' tall at garden size  
SPECIALTY TREES: SMALL, less than 15' tall • MEDIUM, 15–25' tall • LARGE, over 25' tall at garden size



## *Juniperus chinensis* 'Trautman'

Narrow Upright Zone 4 Intermediate 15'h x 4'w Bluish Green ☉

A hardy alternative to the temperate Italian cypress. This narrow, coarse textured, bluish gray-green spire has incredible potential throughout the gardening world. As a single specimen it will make a majestic statement as it towers above other garden plants while maintaining a small footprint. Planted in a row, 'Trautman' will serve as a screen of unusual beauty because of its unique color and texture. Will thrive in full sun and well-drained soil. Selected by the late Herbert Trautman, a highly respected Wisconsin nurseryman.

## *Juniperus communis* 'Berkshire Sparkler'

Prostrate Zone 3 Dwarf 2'h x 6'w Green/Plum ☉

A low spreading form with dark green foliage through the growing season, changing to a rich plum purple in winter. The needles are arranged in a way that the white undersides are visible, creating a plant that seems to sparkle. Selected by Bob Fincham as a mutated reversion of 'Berkshire', it is a colorful ground cover, especially in winter. Plant in well-drained soil.

## *Juniperus communis* 'Green Carpet'

Spreading Zone 3 Dwarf 1/2'h x 6'w Green ☉

The bright green, spring growth on this densely textured, ground covering juniper darkens as it matures into a thick carpet. The tidy, compact plant is extremely hardy and adaptable to a wide range of soil and climate conditions. It covers ground slowly.

## *Juniperus communis* 'Miniature'

Narrow Upright Zone 4 Dwarf 3'h x 1 1/2'w Bluish Green ☉

More durable, adaptable and dense than the popular 'Compressa,' this improved selection sports the same compact, bluish green foliage and upright habit. It differs, though, in its broader pyramidal shape and its better tolerance to wind, cold and reflected sun. Try this reliable, vertical accent that is well suited for containers and a range of styles, from elegant to casual.



*Juniperus communis* 'Berkshire Sparkler'



*Juniperus communis* 'Green Carpet'



*Juniperus chinensis* 'Trautman'



*Juniperus communis* 'Miniature'



## *Juniperus conferta* 'All Gold'

Prostrate Zone 6 Dwarf 1'h x 8'w Yellow ☉

'All Gold' is exactly as its name implies—all gold! It is an extremely durable blazing gold shore juniper with a prostrate growth habit that quickly covers the ground. The prickly awl-shaped foliage is very dense and stays gold year-round. Native to the Japanese coast, it does well in seacoast environments. Best color in full sun.

## *Juniperus conferta* 'Silver Mist'

Prostrate Zone 5 Intermediate 2'h x 10'w Bluish Green ☉

This low, spreading selection has thick, stiff branches and densely set, short branchlets. Sharp, blue-green needles have broad white, stomatal bands that contribute a silvery sheen to the appearance. New growth has a reddish brown tinge. Tolerant of many conditions, especially poor and sandy soils, but not soggy soils.

## *Juniperus horizontalis* 'Glomerata'

Prostrate Zone 3 Dwarf 1'h x 3'w Green ☉

'Glomerata' maintains beautiful blue-green foliage throughout the growing season, acquiring vibrant purple tones in winter. This juniper forms a dense, low-spreading ground cover. An excellent choice for drought tolerant and low maintenance landscapes.

## *Juniperus horizontalis* Limeglow™ ('NOSlg')

Spreading Zone 3 Dwarf 2'h x 4'w Yellow ☉

Not your typical juniper! This amazing selection boasts feathery foliage in electric chartreuse, a color that makes a striking contrast to other greens in the garden. Cool winter temperatures bring a mahogany color to the foliage, but the bright tips remain. Its spreading, vase form and juvenile foliage lend a cheery presence in almost any garden, including one with hot, dry conditions. The yellow sport from 'Youngstown' is reported to hold its bright color and to resist sunburn. Selected by Larry Hatch with North Carolina State University.



*Juniperus conferta* 'All Gold'



*Juniperus horizontalis* 'Glomerata'



*Juniperus conferta* 'Silver Mist'



*Juniperus horizontalis* Limeglow™ ('NOSlg')



## *Juniperus horizontalis* 'Mother Lode' Iseli®

Prostrate Zone 3 Dwarf ½'h x 4'w Yellow ☀

Bright, golden yellow foliage for summer and rich, burgundy plum for winter recommend this extremely flat, ground-hugging juniper for long-term garden interest. Discovered at Iseli Nursery in 1982 as a sport on 'Wiltoni,' it performs admirably in full or partial sun. It grows slowly and forms an exceptional presence. Let it cascade over a bank, define a mound, complement stonework or cover ground planted in masses. *Jean*

## *Juniperus horizontalis* 'Pancake'

Prostrate Zone 3 Dwarf ½'h x 4'w Bluish Green ☀

Feathery, scale-like foliage covers the ground as this plant grows flat as a pancake. Growing not more than about 6" high, the branches will root as they creep along the ground. Gray-blue in color through the growing season, it takes on light purple hues in winter. Prefers full sun in dry, sandy soils and is drought tolerant when established.

## *Juniperus procumbens* 'Nana'

Prostrate Zone 5 Dwarf ½'h x 4'w Green ☀

Tight growth, with primarily juvenile foliage, produces a dense, glaucous green, spreading carpet useful for cascading over rocks and walls or for covering the ground with a dense mat. Very suitable as the "spiller" element in containers. Grafted on a standard, it gives a garden space some lift, then spills to the ground.

## *Juniperus scopulorum* 'Woodward'

Narrow Upright Zone 3 Large 20'h x 3'w Bluish Green ☀

'Woodward' juniper distinguishes itself by maintaining a flexible single leader without pruning, unlike most columnar juniper forms. The bluish green foliage turns a grey-blue in winter, adding seasonal interest. Very hardy, it offers the Italian cypress appearance to landscapes in cold climates. Introduced by Ft. Collins Wholesale Nursery from a selection made at the Cheyenne Experimental Station. *Limited Availability*



On Standard

*Juniperus procumbens* 'Nana'



*Juniperus horizontalis* 'Pancake'



*Juniperus horizontalis* 'Mother Lode' Iseli®



## *Juniperus squamata* 'Blue Carpet'

Prostrate Zone 3 Intermediate 3'h x 12'w Blue ☉

The name of this tough, hardy cultivar almost says it all. "Blue" points to the color of the sharp, over-lapping, densely arranged needles. "Carpet" acknowledges the plant's low, spreading form and might suggest its adaptable nature (it tolerates dry soils). Even "*squamata*" refers to the scaly bark typical of the species. Together, these features add up to an excellent, ground-covering choice for banks, slopes and other challenging sites.

## *Juniperus squamata* 'Blue Star'

Spreading Zone 4 Dwarf 2'h x 3'w Blue ☉

This immensely popular juniper, discovered in Holland as a witch's broom on 'Meyeri' and introduced in 1964, deserves its reputation as a winning garden selection. It has sharp, blue, densely arranged needles, filling short branches that suggest the tips on a many-point star, and a useable form that is about as broad as tall.

## *Juniperus squamata* 'Holger'

Spreading Zone 4 Dwarf 4'h x 8'w Yellow/Blue ☉

This dense, wide-spreading juniper produces bright, creamy yellow new growth that stands out above the plant's older, blue foliage. The unique color combination makes a stunning and dramatic show. Sharp, densely arranged, pointed needles and scaly bark are typical of the species.

## *Juniperus virginiana* 'Taylor'

Narrow Upright Zone 3 Large 20'h x 3'w Green ☉

Medium green foliage takes on bronze tones in winter on this tall narrow form of juniper commonly known as eastern red cedar. It offers another substitute for the Italian cypress with its exceptional cold hardiness. Reported to be disease resistant. Selected as a random seedling in Taylor, Nebraska, it serves as an excellent formal screen or windbreak when planted in a row.



*Juniperus squamata* 'Blue Carpet'



*Juniperus squamata* 'Blue Star'



*Juniperus squamata* 'Holger'



*Juniperus virginiana* 'Taylor'




## *Juniperus x Star Power®* ('J.N. Select Blue')

Broad Upright Zone 3 Large 20'h x 10'w Bluish Green ☉

Little bluish green stars of juvenile foliage sparkle all along the ascending branches of this upright juniper. Believed to be a hybrid of *Juniper communis* and *chinensis*, the densely foliated plants are fast growers. A deer resistant screen can develop in a short period and provides wildlife protection for other areas of the garden. Selected in 1998 by Michael Yanny, at Johnson's Nursery, Wisconsin. It thrives in full sun and well-drained soil.

## *Juniperus x pfitzeriana* 'Golden Joy'

Spreading Zone 4 Dwarf 3'h x 6'w Yellow ☉

 This new cultivar from Wiel Linnsen of Holland offers improvements over other golden junipers. For one, its yellow is brighter than other available options and it maintains the brilliant color throughout the year. In addition, it is easy to grow and has classic hybrid-media form, spreading and compact. It grows more slowly, too, so it will stay beautiful and maintain a manageable size for years.

## *Juniperus x pfitzeriana* 'Sea Green'

Spreading Zone 4 Intermediate 6'h x 12'w Green ☉

The dense foliage and spreading, arching shape of this conifer make it an excellent choice for sculpting; we like to prune it into pom-pons. The rich, mid-green foliage, which includes both adult scales and a complement of juvenile needles, starts the year with a burst of light green, growing tips. *Artistic Forms Only*



*Juniperus x pfitzeriana* 'Golden Joy'



*Juniperus x pfitzeriana* 'Sea Green' – Pom-Pon



*Juniperus x Star Power®* ('J.N. Select Blue')



## *Larix decidua* 'Horstmann's Recurva'

Broad Upright Zone 2 Intermediate 12'h x 8'w Green 

Medusa comes to mind when viewing this unusual, deciduous conifer with seriously curly "hair." The small tree develops wispy branches that twist and curl to fantastic effect, especially in winter, after needle drop. In late winter, rosy buds swell along the gray curlicues and herald longer days earlier than other conifers. Shaving-brush clusters of bright green needles erupt in spring, soften during summer and fire up to golden yellow for fall. A seasonal stunner, for full sun and moist soil in summer.

## *Larix decidua* 'Pendula'

Weeping Zone 2 Large Size Defined by Culture Green 

Luminous, lime green foliage brightens this weeping, mid-size tree in spring. In fall, needles turn golden before dropping to reveal tawny twigs. As trees age, branches divide and the tree's girth increases. Use this beautiful selection, a refreshing contrast to evergreen conifers, in gardens with an Asian theme. Prefers moist soil in summer.

## LARIX

Unlike most conifers, the deciduous larch produces beautiful fall color, then loses its needle-like leaves and displays bright, new growth each spring. These seasonal changes combine with graceful growth patterns to offer beauty and interest year-round. The upright, dwarf and weeping forms will thrive in sites with ample moisture in full sun or light shade. Extremely cold hardy, larch trees grow best in northern regions, where they tolerate heavy, wet soils.



*Larix decidua* 'Pendula' – Spring



*Larix decidua* 'Horstmann's Recurva'



*Larix decidua* 'Pendula' – Autumn



## *Larix decidua* 'Prag'

Globe Shaped Zone 2 Dwarf 6'h x 6'w Green 

Delicate, blue-green needles and short, slender branches give this dwarf European larch a soft, airy texture. Newer branches sweep gently upward and then spill down as they mature, giving 'Prag' a low, mounding form.

## *Larix decidua* 'Puli'

Weeping Zone 2 Large Size Defined by Culture Green 

This new, weeping European larch is an elegant alternative to 'Pendula.' When staked, its slender branches create a narrow silhouette that is more dense and lighter green than 'Pendula.' If unstaked, branches slowly spread out along the ground and make an effective groundcover. Very attractive in gardens with an Asian aesthetic.

## *Larix decidua* 'Varied Directions'

Weeping Zone 2 Large Size Defined by Culture Green 

This name could be an understatement! In fact, the vigorous, spreading habit of this deciduous plant produces robust twigs that propel the branches up and out, in—that's right—varied directions. Golden tan branches, covered with thick twigs, eventually arch down and cover the ground in a unique configuration for each plant. Bright green spring foliage changes to gold in autumn before needles fall. Selected by Dr. Sydney Waxman, University of Connecticut.



*Larix decidua* 'Prag'



*Larix decidua* 'Puli'



*Larix decidua* 'Varied Directions'



## *Larix gmelinii* 'Romberg Park'

Globe Shaped Zone 2 Dwarf 6'h x 6'w Green ☉

A superb new form of Dahurian larch, this dwarf, deciduous conifer develops tufts of short branches that give it appeal in all seasons. In early spring, it is one of the first to push growth, programmed from its cold native habitat and short growing season to take full advantage of warming temperatures. The softly textured, light green needles change to yellow in fall, and then drop to reveal the plant's many short stems for winter interest. Site the irregular, low plant in moist, light soil in a sunny rock garden.

## *Larix kaempferi* 'Wolterdingen'

Spreading Zone 3 Dwarf 4'h x 8'w Green ☉

A compact, spreading Japanese larch, this attractive plant provides exceptional seasonal interest for tight landscapes and rock gardens. In early spring, soft, new, blue-green needles emerge and continue to decorate the delicate mound through the growing season. In fall, needles change to rich yellow before they fall to show off ornamental, reddish-brown branches with scales reminiscent of an armadillo's armor. Discovered in a park in Wolterdingen, Germany in 1970, by G. Horstmann.

## *Larix laricina* 'Deborah Waxman'

Broad Upright Zone 2 Dwarf 4'h x 3'w Green ☉

An upright dwarf form, this seedling selection of American larch has ascending branches that exhibit light, blue-green needles through the growing season. Showy, rosy flowers appear in spring, and fall brings on a display of coppery gold. Found in a trial bed at the University of Connecticut and selected by Dr. Sydney Waxman.

## *Larix sibirica* (syn. *russica*) 'Conica'

Narrow Upright Zone 2 Large 20'h x 10'w Green ☉

An extremely hardy, upright narrow spire, 'Conica' produces nearly horizontal branches that sweep up at the tips. Seasonal color is light green in spring and summer and bright yellow in fall, providing a nice contrast to darker evergreen conifers.



*Larix laricina* 'Deborah Waxman'



*Larix kaempferi* 'Wolterdingen' – Summer



Autumn



*Larix sibirica* (syn. *russica*) 'Conica'



*Larix gmelinii* 'Romberg Park'



## ***Metasequoia glyptostroboides* Amber Glow™** (‘WAH-08AG’ PP29,472)

Broad Upright Zone 5 Large 25'h x 15'w Yellow ☉

A brilliant yellow dawn redwood that does not burn in the hot summer months. The foliage emerges in spring with a touch of burgundy that is quickly replaced by completely yellow needles. Fall brings on an orange tinge before needle drop and the characteristic reddish brown shaggy bark is exposed for the winter garden visitor. Selected as a seedling of ‘Gold Rush’, it is fast growing but maintains a compact look. Asexual reproduction prohibited without license.

## ***Metasequoia glyptostroboides* ‘Hamlet’s Broom’**

Broad Upright Zone 5 Dwarf 8'h x 6'w White Variegated ☉

A compact form of dawn redwood with creamy white variegated foliage. Fades to green in summer, becoming a deep russet in fall before needle drop as winter approaches. Characteristic shaggy orange bark can be admired on this tree that has a size and growth rate amenable to today’s urban landscapes. Thrives in moist soil. *Limited Availability*

## METASEQUOIA

An ornamental, deciduous conifer, the dawn redwood earned renown when, thought to be extinct, it was re-discovered in China in 1941. Known before only as a fossil, the hardy tree and its cultivars have distinguished features, including feathery leaves, a delicate, airy form and reddish, fissured bark. Best in full sun and moist soil.



***Metasequoia glyptostroboides*  
Amber Glow™ (‘WAH-08AG’ PP29,472)**



***Metasequoia glyptostroboides*  
‘Hamlet’s Broom’**





## *Metasequoia glyptostroboides* 'Miss Grace'

Narrow Upright Zone 5 Intermediate Size Defined by Culture Green ☉

'Miss Grace' becomes a superb living sculpture as the branches naturally arch out and down. The small green needles and thin branches drape freely from the firm structure in an attractive weeping fashion. Autumn brings a color change when the needles turn shades of yellow, orange and red before dropping to expose an interesting framework of branches with peeling red bark. Discovered as a witch's broom in New York, it was introduced by Buchholz & Buchholz Nursery, in Gaston, Oregon.

## *Metasequoia glyptostroboides* 'Schirmann's Nord'

Broad Upright Zone 5 Dwarf 6'h x 4'w Green ☼

This bushy and compact tree has foliage that emerges white in spring, fades to a bronze green in summer, and becomes dark reddish-brown in fall. Sometimes listed as 'North Light', it is smaller in size than 'Hamlet's Broom'.

## *Microbiota decussata*

Prostrate Zone 3 Intermediate 2'h x 10'w Green ☼

Soft feathery scale-like foliage covers this low spreading conifer. The flattened sprays are a bright green in summer, turning a bronzy purple in fall through winter. Works well as a juniper substitute. Native to Russia, it is very hardy. Best in full sun but will tolerate partial shade. Requires very well-drained soil. *Fanciful Gardens® Only*

## *Millettia japonica* 'Hime fuji'

Vine Zone 6 6'h x 4'w Green ☼

Translated, the name of this bushy plant is "dwarf wisteria", but similarity to that robust vine is limited. It does have narrow, green-bronze leaflets reminiscent of wisteria, but it is much smaller and performs in places that could never accommodate a big, heavy vine. Exceptionally long running shoots are best trimmed off to maintain a dense shrub. Provide rich, moist soil and ample water in summer. In colder climates, grow it in a container that can be moved inside for winter. *Fanciful Gardens® Only*



*Metasequoia glyptostroboides* 'Miss Grace'



Summer



*Microbiota decussata* – Winter



*Millettia japonica* 'Hime fuji'

### CONIFER Growth Rate Standards

MINIATURE, Less than 1" per year • DWARF, 1–6" per year  
INTERMEDIATE, 6–12" per year • LARGE, 12"+ per year

### SIZE CATEGORIES

BROADLEAF SHRUBS: SMALL, less than 4' tall • MEDIUM, 4–10' tall • LARGE, over 10' tall at garden size  
SPECIALTY TREES: SMALL, less than 15' tall • MEDIUM, 15–25' tall • LARGE, over 25' tall at garden size



## *New* ***Ophiopogon japonicus* 'Fuiri Gyoku Ryu'**

Spreading Zone 7 Grass Variegated 

This rare form of dwarf mondo grass produces a dense clump of very slim blades, displaying vertically striped bands of silver along the margins. 'Fuiri Gyoku Ryu' is very slow spreading and a non-invasive groundcover, producing small pale lavender-white flowers in the summer months. This is a great selection for bonsai containers, fairy gardens, or other miniature garden themes. *Fanciful Gardens® Only*

## ***Ophiopogon japonicus* 'Nana'**

Spreading Zone 7 Grass Green 


Short, deep green blades form mop-like clumps. Use planted in masses for a dense, lush groundcover or no-mow turf substitute. Small white flowers in summer turn to metallic blue berries in fall.

## ***Ophiopogon planiscapus* 'Edge of Night'**

Spreading Zone 6 Grass Variegated 

An attractive form of black mondo grass. A very narrow white stripe runs down the outside edge of each blade-like leaf, providing a subtle contrast with the predominant shiny black color. *Fanciful Gardens® Only*

## ***Ophiopogon planiscapus* 'Nigrescens'**

Spreading Zone 6 Grass Black 

Plant masses of this perennial groundcover beneath shrubs and trees or along pathways. The stiff, strappy leaves, which are very nearly black, provide the perfect foil for spikes of pale pink flowers and loads of black berries in fall. This artsy accent plant is also durable and easy to grow.



*Ophiopogon japonicus* 'Fuiri Gyoku Ryu'

## OPHIOPOGON

We offer selections of small, spreading, grass-like plants with unique features and usefulness in a number of garden styles. From miniature theme gardens (tablesapces, fairy gardens, and railway gardens) to alpine and rock gardens, these lovely plants add complementary texture and color to our conifers and other ornamental plants.



*Ophiopogon japonicus* 'Nana'



*Ophiopogon planiscapus* 'Edge of Night'



*Ophiopogon planiscapus* 'Nigrescens'




## *New Ophiopogon planiscapus 'Pam Harper'*

Spreading Zone 6 Grass Variegated 

Blades of transparent green foliage have creamy white stripes on the undersides that shine through, combining with the lightly colored margins to create a variegated appearance. 'Pam Harper' thrives in light to full shade and is drought tolerant, making it an ideal understory groundcover. The tidy clumps that form are deer resistant. *Fanciful Gardens® Only*

## *New Ophiopogon umbraticola 'Bad Hair Day'*

Spreading Zone 5 Grass Green 

An interesting cultivar of southern Chinese mondo grass, 'Bad Hair Day' has finely textured blades that seem to grow in every direction possible, creating what appears to be a tangled mass. Grows to be about 6" tall and spreads by underground rhizomes. It has small white flowers on 10" stalks that can produce electric blue berries for added interest. Plant in moist well drained soil in sun to partial shade. Possibly one of the hardiest of the genus, tolerating Zone 5 winters. Another great selection for bonsai containers, fairy gardens, or other miniature garden themes.



*Ophiopogon planiscapus 'Pam Harper'*



*Ophiopogon umbraticola 'Bad Hair Day'*



## *Osmanthus heterophyllus* 'Goshiki'

Globe Shaped Zone 6 Medium Broadleaf 6'h x 6'w Variegated 

Three seasons of color make this Japanese false holly a valuable, broad, upright shrub. New, spring growth is flushed with pink that changes to copper; in summer, the holly-like leaves take on creamy yellow-gold variegation splashed over green; and in late summer, another flush of intense yellow keeps the show bright. Highly resistant to browsing deer, generally pest-free, and amenable to shearing, this versatile selection from Japan, introduced by Brookside Gardens, makes an excellent focal point, foundation plant or hedge.

## *Osmanthus heterophyllus* 'Ogon'

Globe Shaped Zone 6 Small Broadleaf 4'h x 4'w Yellow 

The yellow foliage of this Japanese false holly has a wonderful, waxy sheen that gives it a classy character. Wider than tall, it grows very slowly and produces a wonderful, warm glow in the garden bed, border or container, given appropriate conditions. It performs best in partial shade, protected from blazing sun, drying winds and air pollution. A large, curvy cluster makes an eye-catching garden feature that resists grazing deer. *Fanciful Gardens® Only, and Limited Availability*

## OSMANTHUS

These cultivars of Japanese false holly (*Osmanthus heterophyllus*) become wonderful medium-size, evergreen shrubs. They grow predictably into attractive plants that are both striking and tough as nails: the holly-like leaves on the shrubs bear bright splashes of color, and the plants, of Asian origin, are durable and easy to grow. Use them to anchor dramatic container arrangements or use them in garden settings as attractive accents or low hedges. These generally pest-free plants are quickly gaining popularity, because of their considerable resistance to browsing deer.



*Osmanthus heterophyllus* 'Goshiki'



*Osmanthus heterophyllus* 'Ogon'

### CONIFER Growth Rate Standards

MINIATURE, Less than 1" per year • DWARF, 1–6" per year  
INTERMEDIATE, 6–12" per year • LARGE, 12"+ per year

### SIZE CATEGORIES

BROADLEAF SHRUBS: SMALL, less than 4' tall • MEDIUM, 4–10' tall • LARGE, over 10' tall at garden size  
SPECIALTY TREES: SMALL, less than 15' tall • MEDIUM, 15–25' tall • LARGE, over 25' tall at garden size



## ***Paeonia* x 'Bartzella'**

Globe Shaped Zone 3 Small Broadleaf 2½' - 3' Globe Yellow Flower ☼

This hybrid peony charms with large, lemon-yellow blooms accented by red centers. Its intoxicating lemon fragrance and lush foliage make it a standout in any garden. Strong stems hold the fragrant, 6-8" flowers upright even after a rain shower.

## ***New Paeonia* x 'Danse du Feu'**

Globe Shaped Zone 3 Small Broadleaf 2½' - 3' Globe Peach Flower ☼

Generously sized semi-double blooms have petals whose peachy-pink and cream pastel hues contrast with dark rose centers. Originally introduced in 2007, 'Danse du Feu' remains a coveted rarity for enthusiasts.

## ***Paeonia* x 'Duchesse de Lorraine' PP26,907**

Globe Shaped Zone 3 Small Broadleaf 2½' - 3' Globe Yellow Flower ☼

First of its kind, this variety boasts a bright yellow, completely double flower that is quite fragrant. From the third generation of Itoh hybrids, it is named after the home of breeder Victor Lemoine, the Lorraine region of France. Asexual reproduction prohibited without license.

## ***Paeonia* x 'Gordon E. Simonson'**

Globe Shaped Zone 3 Small Broadleaf 2½' - 3' Globe Pink Flower ☼

Being twice the size of other Itoh peony blooms, the bold fuchsia colored petals and bright yellow centers are a standout in the garden. The sturdy stems that are characteristic of the Itoh hybrids, are strong enough to hold these massive blooms upright without staking. With a long blooming season from spring to early summer, the attractive green foliage on the upright mounding form maintains through fall. Plant with the eyes, or buds, of the roots 1-2" below the soil line in moist, well-drained soil. Easy care and is deer resistant.



***Paeonia* x 'Bartzella'**



***Paeonia* x 'Danse du Feu'**



***Paeonia* x 'Gordon E. Simonson'**

## **PAEONIA**

The varieties in our line of Itoh peonies are hybrid crosses of herbaceous and tree peonies, combining the best qualities of both. These hybrids have the mounding growth habit of the herbaceous peonies and the large flower size and sturdy stems of the tree peonies. Hardy and vigorous plants, the sturdy strong stems hold the blooms upright and allow for a uniform green-leaved bush all through the growing season. Flowers bloom at the terminal bud first then the side buds, and last for several weeks. Less appealing to deer, they do best in rich well-drained soil and full sun, but tolerate partial shade quite well. Dr. Toichi Itoh of Japan made the first successful crosses in 1948. Some of his original plants were brought to the United States where breeders continued to select superior varieties. Because of genetic differences between the two types, modern taxonomists have grouped them to different "sections" within the *Paeonia* genus, hence they are sometimes called "intersectional" peonies.



**Itoh peonia – Summer**



***Paeonia* x 'Duchesse de Lorraine' PP26,907**



## ***Paeonia x 'Haleigh's Hallelujah'***

Globe Shaped Zone 3 Small Broadleaf 2½' - 3' Globe Pink Flower 

Large double flowers have a deep pink flush then fade to cream with a pink edge. Strong branches support the many side buds that extend the blooming season. Characteristic of the intersectional varieties, the foliage opens red, changing to green and lasting until fall.

## ***Paeonia x 'Mock Orange Yellow'***

Globe Shaped Zone 3 Small Broadleaf 2½' - 3' Globe Yellow 

Large semi-double blooms have showy yellow petals with pastel peach and pink hues, creating an extraordinary gradient of color. The flowers are displayed above the rich green foliage on strong, sturdy branches. Hardy and easy to grow, 'Mock Orange Yellow' peony will bloom from late spring to early summer.

## ***Paeonia x 'Pink Double Dandy'***

Globe Shaped Zone 3 Small Broadleaf 2½' - 3' Globe Pink Flower 

A fragrant lavender-pink flower that is lighter on the edges and darker towards the center, framing the golden stamens. Being a semi-double flower, the garden visitor gets the both of best worlds with multiple layers of petals that still expose the colorful centers. Blooms from late spring to early summer.

## ***Paeonia x 'Scarlet Heaven'***

Globe Shaped Zone 3 Small Broadleaf 2½' - 3' Globe Red Flower 

Large 7-9" single flowers have deep scarlet red petals and golden yellow anthers. The strong Itoh stems support the large blooms from late spring to mid-summer. From the first, or classic, generation of Itoh varieties, 'Scarlet Heaven' is among those brought to the market in the 1980's



***Paeonia x 'Haleigh's Hallelujah'***



***Paeonia x 'Pink Double Dandy'***



***Paeonia x 'Mock Orange Yellow'***



***Paeonia x 'Scarlet Heaven'***



## ***Paeonia* x 'Scrumdiddleumptious'**

Globe Shaped Zone 3 Small Broadleaf 2½' - 3' Globe Pink Flower 

Creamy yellow petals with a pink blush make up this semi-double 6" flower. Up to 50 flowers can bloom during a season due to the many side buds that develop along the strong stems. The mild fragrance adds an element for our garden enjoyment.

## ***New Paeonia* x 'Sequestered Sunshine'**

Globe Shaped Zone 3 Small Broadleaf 2½' - 3' Globe Yellow Flower 

The vibrant canary yellow blooms of 'Sequestered Sunshine' tower over rich, deeply serrated foliage. These self-supporting blossoms need no reinforcement, making them perfect for floral arrangements.

## ***New Paeonia* x 'Simply Red'**

Globe Shaped Zone 3 Small Broadleaf 2½' - 3' Globe Red Flower 


This remarkable selection boasts colossal 9-inch mahogany red blooms held proudly on robust stems. Golden yellow stamens that encircle delicate pink carpels at the flowers' centers accentuate the richness of the deep red petals. This beauty not only commands attention when in bloom May through July, but its bushy, upright form and vibrant green foliage compliments the garden spring through fall.

## ***New Paeonia* x 'Symphonie Pourpre'**

Globe Shaped Zone 3 Small Broadleaf 2½' - 3' Globe Pink Flower 

Renowned for its abundant bloom, this floriferous variety orchestrates a symphony of semi-double, fuchsia-purple blooms with sunny yellow centers. The delicately notched edge of each pink-purple petal is adorned with a creamy pink picotee.

## ***New Paeonia* x 'Vanilla Manila'**

Globe Shaped Zone 3 Small Broadleaf 2½' - 3' Globe White/Yellow Flower 

This Itoh peony has flowers whose abundant fluffy, nearly white petals in tones ranging from palest yellow to cream suggest the delicate layers of a delicious puff pastry.



***Paeonia* x 'Scrumdiddleumptious'**



***Paeonia* x 'Simply Red'**



***Paeonia* x 'Sequestered Sunshine'**



***Paeonia* x 'Vanilla Manila'**



***Paeonia* x 'Symphonie Pourpre'**



## *Picea abies* 'Acrocona'

Broad Upright Zone 3 Intermediate 12'h x 8'w Green ☉

Even when young, this delightful conifer develops remarkable, raspberry red cones on the tips of its branches in spring. The unusual coning habit tends to modify growth rate and shape and to produce a broad, spreading pyramid, which becomes wider than tall with age. Known since 1890, when found in a forest near Uppsala, Sweden, the plant has an apt name, 'Acrocona,' which means "with terminal cones on the ends of the branches."


## *Picea abies* 'Blaze' Iseli®

Broad Upright Zone 3 Dwarf 8'h x 6'w Red/Green ☉

A spring surprise when this dense upright tree explodes with bright red new growth. The red tips fade to reddish-brown and then green by late spring, early summer. The short needled, compact seedling selection from 'Rubra Spicata' thrives in moist, well-drained soil.

## PICEA

The genus *Picea* (spruce) offers so much variety in size, shape, color and landscape use that it is easy to believe one or more choices will fill any imaginable garden need. Distinctive cultivars from 13 species include a range of color choices: blue, green, gray, gold, yellow, silver, white and combinations. They include a range of size, from very small (miniature) to very tall (large), and a range of shape, from low, spreading domes to upright, broad majesties, from radically prostrate forms to weeping towers. Whatever the design need, we offer the best selections, plants proven to be beautiful garden assets, with hardiness and climate adaptability for areas as diverse as Georgia and the coldest parts of the US and Canada. A number of cultivars we offer are Iseli Nursery introductions, durable selections that demonstrate distinct improvements over industry standards.



*Picea abies* 'Acrocona'



*Picea abies* 'Blaze' Iseli®

### CONIFER Growth Rate Standards

MINIATURE, Less than 1" per year • DWARF, 1-6" per year  
INTERMEDIATE, 6-12" per year • LARGE, 12"+ per year

### SIZE CATEGORIES

BROADLEAF SHRUBS: SMALL, less than 4' tall • MEDIUM, 4-10' tall • LARGE, over 10' tall at garden size  
SPECIALTY TREES: SMALL, less than 15' tall • MEDIUM, 15-25' tall • LARGE, over 25' tall at garden size



## *Picea abies* 'Clanbrassiliana Stricta'

Broad Upright Zone 4 Intermediate 12'h x 8'w Green ☉

Named for Lord Clanbrassil of Ireland, who introduced several *Picea abies* cultivars during the late 18th century, this selection matures slowly into a beautifully compact, broadly pyramidal plant—the ideal shape for a dwarf Christmas tree.

## *Picea abies* 'Cobra' Iseli®

Weeping Zone 3 Large Size Defined by Culture Green ☉

Each example of this new seedling selection from Iseli Nursery has its own wildly unique character that combines the ground-covering qualities of its parent, *Picea abies* 'Pendula,' with the bizarre, snake-like branching of *Picea abies* 'Virgata.' When staked, trees have a relatively tall, straight, sparsely branched main trunk and a thick, ground-hugging skirt that radiates outward with dancing, cobra-like leaders. Best in full sun.

## *Picea abies* 'Cupressina'

Narrow Upright Zone 4 Large 25'h x 6'w Green ☉

The narrow, fastigate form of 'Cupressina' is in high demand for urban and boundary plantings where strong vertical accents are required. This selection grows quite quickly and withstands snow loads better than other fastigate types.



*Picea abies* 'Clanbrassiliana Stricta'



*Picea abies* 'Cobra' Iseli®



*Picea abies* 'Cupressina'

### CONIFER Growth Rate Standards

MINIATURE, Less than 1" per year • DWARF, 1–6" per year  
INTERMEDIATE, 6–12" per year • LARGE, 12"+ per year

### SIZE CATEGORIES

BROADLEAF SHRUBS: SMALL, less than 4' tall • MEDIUM, 4–10' tall • LARGE, over 10' tall at garden size  
SPECIALTY TREES: SMALL, less than 15' tall • MEDIUM, 15–25' tall • LARGE, over 25' tall at garden size




## *Picea abies* 'Elegans'

Spreading Zone 3 Dwarf 2'h x 4'w Green ☉

The densely arranged, slightly ascending branches of this dark green, flat-topped, dwarf nest spruce will add classy elegance to any garden. Plants break bud and develop bright green new growth earlier in spring than other nest types. Use the irregularly rounded, slow-growing, spreading plant as a low garden accent.

## *Picea abies* 'Fat Cat'

Globe Shaped Zone 3 Dwarf 4'h x 4'w Green ☉

 A dense, rounded form of the bird's-nest-type Norway spruce, this uniformly globose selection is a blown up version of 'Little Gem.' It has very short, stiff needles and short shoots that give it the appearance of a rotund, green cat, curled up in a ball for a snooze. Iseli Nursery acquired the plant, a witch's broom from *Picea abies* 'Graciosa,' in 1994 and officially named it for a tubby, slumbering feline. Extremely hardy, reliable and slow-growing, this kitty creates a presence in the landscape, but don't try to pet its "fur."

## *Picea abies* 'Formanek'

Spreading Zone 3 Dwarf 4'h x 8'w Green ☉

This radically prostrate, slow-growing form of Norway spruce will become a densely matted, spreading carpet over time. If staked up, its strongly weeping branches cascade down and create a pendulous form. Unstaked, it is the perfect plant to creep over and around rocks.

## *Picea abies* 'Froburg'

Weeping Zone 3 Intermediate Size Defined by Culture Green ☉

This narrower form of weeping Norway spruce offers a strictly pendulous habit with a full, spreading skirt and a slower growth rate. A finer texture is the result of shorter, slender, medium green needles. Use this choice selection for landscapes with limited space. Introduced by A. Haller Nursery, Switzerland in 1973.



*Picea abies* 'Fat Cat'



*Picea abies* 'Elegans'



*Picea abies* 'Formanek'



*Picea abies* 'Froburg'

### CONIFER Growth Rate Standards

MINIATURE, Less than 1" per year • DWARF, 1-6" per year  
INTERMEDIATE, 6-12" per year • LARGE, 12"+ per year

### SIZE CATEGORIES

BROADLEAF SHRUBS: SMALL, less than 4' tall • MEDIUM, 4-10' tall • LARGE, over 10' tall at garden size  
SPECIALTY TREES: SMALL, less than 15' tall • MEDIUM, 15-25' tall • LARGE, over 25' tall at garden size



## *Picea abies* 'Gold Drift'

Weeping Zone 3 Large Size Defined by Culture Yellow ☉

This pendulous form of Norway spruce adds color to the garden in whatever shape and boundaries the gardener allows it to have. Early spring brings lime green new growth. The foliage that is fully exposed to the sun turns a vibrant yellow in late spring and summer. The brilliance continues until winter when the color becomes more subdued. Can be allowed to ramble as a groundcover, drape over rock walls, or become a garden feature when staked upright. We thank Bob Fincham of Coenosium Gardens for discovering this plant that was chosen to be the 2013 Collector's Conifer of the Year.

## *Picea abies* 'Gregoryana Parsonsii'

Broad Upright Zone 3 Intermediate 10'h x 8'w Green ☉

An irregular, dwarfed alpine shape makes this selection the perfect rock garden specimen. It sports relatively thick, green needles, tan stems and bright brown buds. Longer, flatter needles and a slightly more open habit distinguish 'Gregoryana Parsonsii' from 'Gregoryana.'

## *Picea abies* 'Hildburghausen'

Globe Shaped Zone 3 Dwarf 4'h x 4'w Green ☉

Short, very dark green needles are closely spaced on short stiff shoots creating a tight compact appearance. 'Hildburghausen' is globe shaped for many years, but eventually becomes a broad upright. Originating as a witch's broom, this symmetrical gem works well in the rock garden or the small landscape where it will stay in scale with miniature and other slow growing plants.

## *Picea abies* 'Hillside Upright'

Narrow Upright Zone 3 Intermediate 12'h x 6'w Green ☉

'Hillside Upright' is an elegant plant with irregular branching that produces a natural look stylish enough for use in a container or as a focal point. Its needles, which are among the darkest of the green-needled conifers grown by Iseli Nursery, contrast well with the tree's brown buds. Found at Hillside Nursery by Layne Ziegenfus, Lehigh, Pennsylvania.



*Picea abies* 'Gold Drift'



*Picea abies* 'Gregoryana Parsonsii'



*Picea abies* 'Hildburghausen'



*Picea abies* 'Hillside Upright'



## *Picea abies* 'Lanham's Beehive'

Spreading Zone 3 Dwarf 3'h x 4'w Green ☉

The late Gary Lanham found this unusual, boldly textured, compact Norway spruce in 1994 in Kentucky, a witch's broom nearly 10' up in a mature *Picea abies*. Intrigued by the interesting beehive form, Gary took it to Klein's Nursery in Louisville, and from there, it made its way to Iseli Nursery. The needles of 'Lanham's Beehive' are longer and thicker than other dwarf cultivars and they have a slight glaucous tint. These features, combined with prominent, cinnamon colored stems and buds, create a dramatic effect.

## *Picea abies* 'Little Gem'

Spreading Zone 4 Dwarf 1'h x 2'w Green ☉

Tufts of tiny green needles cover the many short shoots of this dense, tight, spreading bun. Originally a witch's broom on 'Nidiformis' and more rounded than its parent, it was discovered in 1958 and has been an extremely popular plant ever since. Its tough constitution and restrained growth assure good performance in a variety of garden situations where it resembles a lush, green pincushion.

## *Picea abies* 'Mikulasovice'

Broad Upright Zone 3 Dwarf 2'h x 3'w Green ☉

A distinctive dwarf selection with unusually long needles for such a compact *Picea abies* selection. It has an irregular habit that tends to be wider than tall. Use where an easy care alpine-like conifer is needed that will remain small with no pruning needed for many years.

*Limited Availability*



*Picea abies* 'Mikulasovice'



*Picea abies* 'Lanham's Beehive'



*Picea abies* 'Little Gem' - Spring



## *Picea abies* 'Motala'

Globe Shaped Zone 3 Dwarf 4'h x 4'w Green ☉

A unique needle arrangement and color give this novel form of Norway spruce a distinctive look. Blunt-tipped needles radiate out and downward on short, stout, vertical branches, which produces an *Abies*-like appearance. Minute, glaucous striations on needle tops complement the color with a silver-blue cast. This rare selection enhances any landscape.

## *Picea abies* 'Mucronata'

Broad Upright Zone 4 Dwarf 6'h x 4'w Green ☉

A dark green, compact selection, this irregularly mounding spruce produces thick, stiff shoots with large, brown buds. Plants grow slowly when young, but as they mature, the rate of growth accelerates and they eventually develop leaders with several sub-leaders.

## *Picea abies* 'Nidiformis'

Spreading Zone 3 Dwarf 4'h x 8'w Green ☉

A well-known, flat-topped, nest-type spruce, this broadly rounded, symmetrical plant produces layers of dense, horizontal or slightly ascending branches. It grows very slowly and becomes much wider than tall with a nest-like depression in the center after many years. Refreshing light green.



*Picea abies* 'Mucronata'



*Picea abies* 'Motala'



*Picea abies* 'Nidiformis'



## *Picea abies* 'Pendula'

Weeping Zone 3 Large Size Defined by Culture Green ☉

The dark green, weeping Norway spruce can be staked and trained into an outstanding upright specimen, or it can be allowed to grow as an undulating groundcover that drapes over slopes and walls. Plant a row of young 'Pendula' plants with stake and wire supports to train them into a narrow, living fence.

## *Picea abies* 'Pumila'

Globe Shaped Zone 3 Dwarf 4'h x 4'w Green ☉

Unusually uniform branches, covered with short, dark green needles, point up and out on this distinct, nest-style spruce. When young, it has a more rounded habit than the familiar, flatter types, but it eventually spreads out with age too. New growth appears later in the season than it does on other nest types.

## *Picea abies* 'Pusch'

Spreading Zone 3 Dwarf 2'h x 3'w Green ☉

This small, slow-growing Norway spruce, a witch's broom from 'Acrocona,' produces loads of bright red cones on many short shoots in spring. The tiny cones brown as they age, but continue to decorate the irregular, dwarf variety year-round. Globose when young, the small spruce develops an upright broad shape with maturity. It is extremely hardy and grows well in full sun or part shade. From the former East Germany.



*Picea abies* 'Pusch'



*Picea abies* 'Pumila'



*Picea abies* 'Pendula'

### CONIFER Growth Rate Standards

MINIATURE, Less than 1" per year • DWARF, 1-6" per year  
INTERMEDIATE, 6-12" per year • LARGE, 12"+ per year

### SIZE CATEGORIES

BROADLEAF SHRUBS: SMALL, less than 4' tall • MEDIUM, 4-10' tall • LARGE, over 10' tall at garden size  
SPECIALTY TREES: SMALL, less than 15' tall • MEDIUM, 15-25' tall • LARGE, over 25' tall at garden size




## New *Picea abies* 'R.E.L.'

Globe Shaped Zone 3 Dwarf 1½'h x 1½'w Green ☉

This striking miniature Norway spruce is a must for the collector's garden. Its irregular branching pattern is accentuated by the needles' unique growth habit. The needles at branch tips are shorter than the older foliage, creating a bushy foxtail look. Globe shaped when young, it develops a leader as it matures to take on a sculptural form.

## New *Picea abies* 'Ripplebrook' Iseli®

Spreading Zone 3 Dwarf 1½'h x 3'w Green ☉

 An Iseli Introduction seedling selected from *Picea abies* 'Rothenhausii'. This new dwarf cultivar has a prostrate habit that forms a low mounding shape with age. Can be grown as a slow growing ground cover or staked upright as a gentle weeper. Delicate tiny green sprays of needles cover this very dainty specimen, appearing frozen in time. Great for containers or as a specimen plant for collectors. Truly a one of a kind.

## *Picea abies* Royal Splendor® ('Noel')

Broad Upright Zone 3 Large 25'h x 15'w Green ☉

Royal Splendor® has captured the best features of the majestic *Picea abies* along with its own favorable attributes, delivering a truly refined and noble tree for larger gardens. Rich, bright green needles cover the upward sweeping branches. As the plant ages it maintains a pyramidal form without developing the weeping secondary branching typical of the species. Beautifully symmetrical, this extremely hardy selection is fit for royalty. The registered mark Royal Splendor® is used under license granted by the NDSU Research Foundation.

## *Picea abies* 'Rubra Spicata'

Broad Upright Zone 3 Large 25'h x 15'w Red/Green ☉

For about two weeks in spring, deep red new growth gives this uncommon cultivar a surprising look for a spruce. Gradually, the foliage changes to reddish-brown and then to green. Although it grows less quickly than the species, 'Rubra Spicata' eventually becomes a large tree with an open habit. Found in Czechoslovakia in 1973, propagated in England, and introduced to the United States in 1981.



*Picea abies* 'R.E.L.'



*Picea abies* 'Ripplebrook' Iseli®



*Picea abies* Royal Splendor® ('Noel')



*Picea abies* 'Rubra Spicata'



## *Picea abies* 'Sherwood Compact'

Narrow Upright Zone 4 Intermediate 15'h x 8'w Green ☉

Site this narrow, pyramidal tree where its strongly ascending branches can develop into a mid-size, distinctly upright cone in the landscape. In addition to size and shape, the cultivar produces many soft brown shoots and clean green needles. Use it as a specimen in a small space that deserves a big impact or use it as part of a privacy wall. Another great selection from nurseryman Andy Sherwood of Oregon.


## *Picea abies* 'Skyhigh WB'

Globe Shaped Zone 3 Dwarf 3'h x 3'w Green ☉

An attractive plant with an interesting and irregular habit. Perfectly round on the sides but the top has irregular clumps that eventually grow together and form a dense broad upright plant. The green needles have a pleasing bluish cast. This witch's broom was first discovered in the 1980's by Ken Brooks, growing at the top of a 80-foot tree at Riverside Cemetery in Moline, Illinois. Skyhigh! With perseverance for several years, Randy Dykstra produced a successful grafted plant that is planted at the Bickelhaupt Arboretum, Clinton, Iowa.

## *Picea abies* 'The Limey'

Broad Upright Zone 3 Intermediate 15'h x 12'w Yellow ☉

 New growth emerges a bright lime green but as the season progresses through summer and in to winter, the plant becomes two-toned. The top of the needles turn a very pleasant yellow while the undersides and lower shaded portions of the plant remain green. It is a fast grower with fairly short needles resulting in an open tree when young that fills in with age. Originating at Memorial University of Newfoundland Botanical Garden, it is very hardy and makes a colorful statement during a cold bleak winter. Full sun and moist, well-drained soil is best.

## *Picea abies* 'Tompia'

Broad Upright Zone 3 Dwarf 3'h x 2'w Green ☉

Fresh green needles and a compact habit make this slow-growing Norway spruce a great choice for smaller landscapes and rock gardens. Its wide, conical shape resembles the well-known Alberta spruce for which it is a superior alternative.



*Picea abies* 'Sherwood Compact'



*Picea abies* 'Tompia'



*Picea abies* 'Skyhigh WB'



*Picea abies* 'The Limey'



## *New Picea abies 'Will's Zwerg'*

Narrow Upright Zone 3 Intermediate 12'h x 6'w Green ☉

This dwarf spruce originated from a witch's broom found by Hans Will in Barnstedt, Germany in the 1970's. Dense and irregular branches, which are covered in glossy, bright green needles, give it a tufted texture and a narrow form. This fresh take on the Norway spruce is an intriguing and easy-care option for small gardens that demand attractive, cold hardy specimens.

## *Picea bicolor (alcoquiana) 'Howell's Dwarf'*

Spreading Zone 5 Intermediate 6'h x 12'w Bluish Green ☉

The most colorful of all bicolors, this selection boasts needles with bright, silver-blue undersides, green tops and a tint of yellow on the most exposed surfaces. A flat-topped bush when young, it eventually develops into a pyramidal tree, or you can maintain its flat form by removing upward shoots that start from rose-purple buds.

## *Picea engelmannii 'Bush's Lace'*

Narrow Upright Zone 3 Large 25'h x 6'w Bluish Green ☉

'Bush's Lace' is a vigorous growing form of Engelmann spruce. With a strong central leader, its branches extend out before drooping downward. Unique in that, although the branching is a bit irregular, it still makes a stately presence in the garden. Engelmann spruce is native to the higher elevations of the Rocky and Cascade Mountains and is adapted to dealing with extreme winds and cold.



*Picea bicolor (alcoquiana) 'Howell's Dwarf'*



*Picea engelmannii 'Bush's Lace'*



*Picea abies 'Will's Zwerg'*



## *Picea engelmannii* 'Jasper'

Globe Shaped Zone 3 Dwarf 3'h x 2'w Bluish Green ☉

Softer in color and in needle texture than dwarf *Picea pungens* cultivars, this compact, globose spruce traces its roots to a species native to the Rocky Mountains. Rarely seen in the trade, the muted, blue-green conifer thrives in cool, mountain conditions, so its subtle, rugged beauty makes a perfect addition to the alpine garden.

## *Picea glauca* 'Big Berta' Iseli®

Narrow Upright Zone 2 Intermediate 12'h x 6'w Green ☉

Not your typical dwarf Alberta spruce, this cultivar is a big "berta". It has the same 'Conica' type juvenile foliage but the needles are much longer and growth rate is much faster, resulting in a more open form. A hybrid of *Picea glauca* 'North Star' and *pungens* 'Montgomery', it's a hardy choice for northern landscapes.

## *Picea glauca* 'Blue Planet'

Globe Shaped Zone 4 Miniature 1'h x 1'w Bluish Green ☉

Sporting some of the tiniest needles on the planet, this miniature bun is a reliable choice for tight garden spaces. The short, thin needles have a slight blue cast which complements the true greens and blues in the landscape. Excellent selection for the railway garden, troughs, and rock garden. Expose to full sun in moist, well-drained soil.

*Fanciful Gardens® Only*

## *Picea glauca* 'Blue Teardrop'

Broad Upright Zone 3 Intermediate 10'h x 8'w Bluish Green ☉

This aptly named white spruce cultivar has very short, greenish-blue needles and dense branching that gives this pyramidal tree a full, rounded habit. Small reddish brown cones contrast with the cooling blue, fine textured foliage. Tough and compact, this moderate grower makes a refined focal point for the woodland garden and shines even when space is limited, and winters are harsh. Originally found as a sport on *P. glauca* 'Echiniformis' by Bob Fincham at Mitsch Nursery in Aurora, Oregon.



*Picea engelmannii* 'Jasper'



*Picea glauca* 'Blue Planet'



*Picea glauca* 'Big Berta' Iseli®



*Picea glauca* 'Blue Teardrop'



## *Picea glauca* 'Conica'

Narrow Upright Zone 4 Dwarf 6'h x 3'w Green ☉

The classic dwarf Alberta spruce may well be the most popular, familiar, dwarf conifer in cultivation. It grows slowly into a perfectly conical, small tree with a thick coating of fine, green needles. Its perfect form, compact growth and dense foliage make it ideal for entry, container and landscape. It responds well to shearing and shaping for topiary too. Found at Lake Leggan, Alberta, Canada, by Prof. J.G. Jack and Alfred Rehder of the Arnold Arboretum in 1904, it appreciates consistent moisture, good nutrition and an occasional blast from the garden hose during summer to increase pest resistance.

## *Picea glauca* 'Humpty Dumpty' Iseli®

Broad Upright Zone 4 Dwarf 3'h x 2'w Green ☉

The habit of this extremely dense, Alberta-type plant explains its name: short and plump, kind of egg-shaped, like Humpty Dumpty. With nearly equal base width and height, it forms an almost perfect pyramid that is only two-thirds the size of 'Conica.' Found as a witch's broom and introduced by Iseli Nursery.

## *Picea glauca* 'Jean's Dilly'® Iseli®

Narrow Upright Zone 4 Dwarf 3'h x 1'w Green ☉

Pronounced "John's" Dilly, this extraordinary, Alberta-type selection bears the name of dwarf conifer pioneer Jean Iseli. It was named by his brother, André, to note the plant's remarkable qualities. Much smaller, denser and slower growing than other Alberta types, its short, fine needles display a distinctive twist during the growing season. Spring growth starts about 3-4 weeks later than 'Conica's. Found at Iseli Nursery in 1981, this signature plant is a fitting choice to honor the co-founder of Iseli Nursery. *Jean*



*Picea glauca* 'Humpty Dumpty' Iseli®



*Picea glauca* 'Jean's Dilly'® Iseli®




*Picea glauca* 'Conica'



## *Picea glauca* 'Little Dipper' Iseli®

Broad Upright Zone 4 Dwarf 6'h x 4'w Green ☉

 Originating as a mutation sport on *Picea glauca* 'Jean's Dilly', this tough little tree will add a pleasing formal shape in a mid-sized package. Growing faster than its parent, 'Little Dipper' has coarse gray-green foliage on stout and sturdy branches and will mature into a perfect conical shape. Excellent as a very hardy addition to the formal garden, an outdoor Christmas tree, or anywhere a mid-sized garden tree that can tough out the elements may be desired.


## *Picea glauca* 'Mac's Gold'

Broad Upright Zone 3 Large 20'h x 15'w Yellow/Green ☉

Classic white spruce growth and habit with a bonus of a bright yellow new spring flush. Surrounded by small red cones in spring, the fresh growth gradually fades to green for the rest of the growing season. Found in Pennsylvania by Joe Stupka, it's a colorful hardy tree.

## *Picea glauca* 'North Star' Iseli®

Narrow Upright Zone 3 Intermediate 12'h x 6'w Green ☉

 Selected for its resilience to harsh winter conditions, this sturdy, compact white spruce produces a densely branched, classic pyramid that is covered with medium green needles. Its moderate growth rate and ultimate, intermediate size, together with superior hardiness make this introduction from Iseli Nursery ideal for use in larger, more exposed spaces, mixed borders and beds.



*Picea glauca* 'Mac's Gold'



*Picea glauca* 'North Star' Iseli®



*Picea glauca* 'Little Dipper' Iseli®




## *Picea glauca* 'Pendula'

Narrow Upright Zone 2 Intermediate 15'h x 4'w Bluish Green ☉

Jean Iseli "rediscovered" this outstanding weeping selection in 1982 at the Morton Arboretum in Illinois, where a specimen had grown since 1958. Iseli fell in love with the distinctive tree's formal, narrow, conical shape and its pendulous, stiffly held, drooping branches and loads of light, gray-green foliage. The original tree was propagated by D. Hill Nursery from a tree in a native stand near Guelph, Ontario. The elegant, dramatic conifer was nearly lost to cultivation. *Jean*

## *Picea glauca* 'Pixie Dust' Iseli®

Narrow Upright Zone 4 Miniature 1½'h x ½'w Green/Yellow ☉

 Extremely dense, compact and slow growing, this miniature selection resembles 'Conica' in form, but offers a special feature. When the second flush of growth emerges in summer, the new tips are yellow, a surprising effect that contrasts dramatically with the deep green, mature foliage. Chosen by the American Conifer Society as 2006 Collector's Conifer of the Year, this adaptable cultivar produces a magical effect in trough, container or rock garden. Provide ample moisture and full sun for the best color on this sport of 'Pixie' that was discovered at Iseli Nursery. *Fanciful Gardens® Only*



*Picea glauca* 'Pendula'




*Picea glauca* 'Pixie Dust' Iseli®



## *Picea glauca* 'Rainbow's End'® Isele®

Narrow Upright Zone 4 Dwarf 6'h x 2'w Green/Yellow ☉

 Superior seasonal color makes 'Rainbow's End'® a brilliant addition to the summer garden. A second flush of growth transforms the light green, conical tree in mid-summer into a beacon of bright lemon yellow. Although similar in size and shape to 'Conica,' the extraordinary color of this tree offers a dramatic summer surprise. Found as a mutation at Isele Nursery in 1978, it appreciates consistent moisture, good nutrition and an occasional blast from the garden hose during summer to increase pest resistance. *JEAN*

## *Picea glauca* 'Sanders Blue'

Narrow Upright Zone 4 Dwarf 6'h x 3'w Bluish Green ☉

'Sanders Blue' is an attractive, Alberta-type spruce that displays a medley of foliage color as needles change at different rates from bright slate blue to more on the green side. Similar in size and shape to 'Conica,' the pointed, conical conifer makes a novel, seemingly textural, focal point that produces the best color in colder climates.

## *New Picea glauca* 'Spring Sunshine'

Broad Upright Zone 2 Intermediate 12'h x 8'w Green/Yellow ☉

'Spring Sunshine' is a new selection of white spruce from the Memorial University of Newfoundland that was found growing nearby along a highway. Its fresh spring growth emerges a brilliant yellow that stands out nicely against the older foliage, lingering for weeks before hardening off to the species' typical blue-green color. With its moderate growth rate, superior hardiness, and trim pyramidal shape, 'Spring Sunshine' has great potential and versatility, making it well suited to gardens in cooler climates.



*Picea glauca* 'Sanders Blue'



*Picea glauca* 'Rainbow's End'® Isele®  
– Summer Color




*Picea glauca* 'Spring Sunshine'



## *Picea glauca* 'Yukon Blue'

Broad Upright Zone 3 Intermediate 12'h x 8'w Bluish Green ☉

 Short, electric blue-gray needles and prominent, brown buds at the tips of the branches give this narrow, upright pyramid a distinctive look. With a slightly faster rate of growth than 'Conica,' it makes an exceptional focal point or grouping.

## *New Picea glauca* 'Whiskey Blue Hills'

Broad Upright Zone 3 Large 15'h x 12'w Green ☉

'Whiskey Blue Hills' is a blue selection of Black Hills spruce. It has a strong pyramidal, semi-compact habit with a fast growth rate. Very cold hardy with attractive powdery blue needles, it is a great alternative to Colorado blue spruce. Plant in full sun and well-drained soil.

## *New Picea glauca x pungens* 'Ali'

Broad Upright Zone 2 Large 20'h x 15'w Green ☉

The product of forestry research by Don Fowler in New Brunswick, Canada. This selection is intermediate in characteristics between species *pungens* and *glauca*, with short dark green needles, a uniform pyramidal shape, and a moderate growth rate. The natural Christmas-tree shape and sturdy constitution make it a desirable addition to landscapes where hardiness and adaptability are required. Named by Mr. Fowler for his granddaughter. *Limited Availability*

## *Picea mariana* 'Mont Tremblant'

Weeping Zone 2 Large Size Defined by Culture Green ☉

A very vigorous grower with lots of movement. Branches arch up, out, and then strictly downward. Well suited to peat and boggy areas, it makes an interesting focal piece in many confined spaces.



*Picea glauca* 'Yukon Blue'



*Picea glauca* 'Whiskey Blue Hills'



*Picea mariana* 'Mont Tremblant'




*Picea glauca x pungens* 'Ali'



## *Picea obovata* 'Arctos'

Broad Upright Zone 2 Large 20'h x 10'w Bluish Green ☉

 'Arctos' is a befitting name of this Siberian spruce. Big bears and the trees both thrive in the extremely harsh environments of the northern reaches of the world. Having a very unique bluish green color, it is a pleasant sight in bleak, barren areas. Growing not too fast and not too slow, it has short needles, is tough, and durable. Makes a good cornerstone specimen or focal point.

## *Picea omorika* 'de Ruyter'

Broad Upright Zone 4 Intermediate 10'h x 8'w Bluish Green ☉

Texture, color and an irregular sculptural habit give this adaptable, slow-growing Serbian spruce unique character and make it an excellent focal point for the small garden. Individual shoots display either blue needles for a frosty look, or green needles for a softer look, both on the same plant. The interesting, rustic appearance will accent many garden styles.

## *Picea omorika* 'Gotelli Weeping'

Narrow Upright Zone 4 Large 25'h x 15'w Bluish Green ☉

This magnificent, formal tree adds height and drama to any garden. Its youthful, open form matures into a neat, narrow spire with gracefully pendant branches and strictly weeping branchlets. It shares the lovely two-tone appearance with the species, and it tolerates heat and humidity better than most. This tree's beauty and weeping character increase with time and maturity.



*Picea obovata* 'Arctos'



*Picea omorika* 'de Ruyter'



*Picea omorika* 'Gotelli Weeping'



## *Picea omorika* 'Gunter'

Globe Shaped Zone 4 Dwarf 4'h x 4'w Bluish Green ☉

This witch's broom selection of Serbian spruce has the characteristic two-tone needles that are dark green with silvery white stomatal bands on the undersides. Its smaller in size compared to other 'Nana' types, and short needles make for a darker colored plant than other similar cultivars. It is quite dense and globose at an early age but develops a leader over time. Selected by Gunter Horstmann of Horstmann Nursery in Germany in the 1970's.

## *Picea omorika* 'Kamenz'

Spreading Zone 4 Dwarf 2'h x 4'w Bluish Green ☉

A beautiful, spreading Serbian spruce, 'Kamenz' has a distinctive two-tone look. Short branches covered with typical *Picea omorika* needles, green on top and silver beneath, show off both colors at once. With shorter needles and a wider spread than *Picea omorika* 'Pimoko', the adaptable cultivar complements the form of a bank or slope nicely.

## *Picea omorika* 'Pendula Bruns'

Narrow Upright Zone 4 Intermediate 15'h x 3'w Bluish Green ☉

This tall, spire-like focal point has the narrowest silhouette of all the large, upright Serbian spruce cultivars. Its strictly weeping branches boast two-tone needles that are deep, bluish-green on top and silvery beneath. For the most part, though, the silvery sides remain hidden, so 'Pendula Bruns' has a darker appearance than *Picea omorika* 'Pendula.' A selection from Bruns Nursery in Germany.

## *Picea omorika* 'Pimoko'

Broad Upright Zone 4 Dwarf Bluish Green ☉

Color and texture set 'Pimoko' apart from other dwarf Serbian spruce selections. The showy, dark green needles, accented with a bluish cast and silvery undersides, seem to sparkle. Reddish brown buds add to the effect too. Globe-shaped when young, this superb rock garden plant develops multiple leaders and an upright, broad shape with maturity.



*Picea omorika* 'Gunter'



*Picea omorika* 'Kamenz'



*Picea omorika* 'Pimoko'



*Picea omorika* 'Pendula Bruns'





## *Picea omorika* 'Silberblue'

Broad Upright Zone 4 Large 25'h x 15'w Bluish Green ☉

Bright and bushy, this *omorika* has classic two-tone needles that display a bright silver-blue against a green interior. A wide spreading base supports a sweeping upright peak. Very attractive when planted in deep, rich, well-drained soil in full sun.

## *Picea orientalis* 'Aureospicata'

Broad Upright Zone 4 Large 25'h x 15'w Yellow/Green ☼

An explosion of brilliant, yellow spring growth provides a fantastic contrast against the mature, short, dark green needles of this spruce until mid-summer. The tall, stately tree grows slowly into a narrowly pyramidal form with a full skirt of lower branches that arch gracefully out and down. Use this dramatic spruce as a specimen or as a focal point in urban or suburban landscapes where it will have space to develop.

## *Picea orientalis* 'Firefly' Iseli®

Broad Upright Zone 4 Dwarf 6'h x 4'w Yellow ☼



True to its name, the bright yellow needles of 'Firefly' light up the garden year-round. A seedling selection of 'Skylands', it is a much smaller, compact tree. It has the classic thin needles that open in spring as a brilliant yellow, softening to gold as the season progresses, and standing out against the green interior foliage. The perfect size for the modern landscape, it matures dense, bright, and bushy at eye level.



*Picea omorika* 'Silberblue'



*Picea orientalis* 'Firefly' Iseli®



*Picea orientalis* 'Aureospicata'

☉ Full Sun  
☼ Sun to Part Shade  
☂ Partial Shade  
GARDEN SIZE: h' x w'

### CONIFER Growth Rate Standards

MINIATURE, Less than 1" per year • DWARF, 1–6" per year  
INTERMEDIATE, 6–12" per year • LARGE, 12"+ per year

### SIZE CATEGORIES

BROADLEAF SHRUBS: SMALL, less than 4' tall • MEDIUM, 4–10' tall • LARGE, over 10' tall at garden size  
SPECIALTY TREES: SMALL, less than 15' tall • MEDIUM, 15–25' tall • LARGE, over 25' tall at garden size



## *Picea orientalis* 'Gowdy'

Broad Upright Zone 4 Large 25'h x 15'w Green ☉

Very short, glossy, dark green needles, held close to the stems of this narrow selection, give the well-defined, recurved, sweeping branches a distinctive appearance. The soft-to-the-touch spruce develops into a stately accent that stands out among other greens in the landscape.

## *New Picea orientalis* 'Mr. Shadow' Iseli®

Globe Shaped Zone 4 Dwarf 3'h x 3'w Green ☉

Tiny sprays of symmetrically arranged foliage with shiny, dark green needles that shimmer in the sun cover this attractive dwarf spruce. This compact seedling selected from *Picea orientalis* 'Shadow's Broom' is one of the most well-mannered garden companions, growing 2-4" per year. This smart plant for the future is not only a great specimen for collectors, but is also a beautiful and low maintenance choice for gardens with limited space or stylish foundation plantings.

## *Picea orientalis* 'Shadow's Broom'

Broad Upright Zone 4 Dwarf 6'h x 4'w Green ☉

Discovered as a witch's broom by Don Shadow and given to Jean Iseli in 1984, this beautiful selection produces bright, spring-green new growth that quickly matures to one of the darkest, richest greens in the conifer world. Short, closely held, shiny, green needles cover the tree's ascending, rigid branches. When young, 'Shadow's Broom' frequently displays a funnel-like center. As it matures, a leader develops and it slowly becomes a broad, mounding specimen.



*Picea orientalis* 'Mr. Shadow' Iseli®



*Picea orientalis* 'Shadow's Broom'



*Picea orientalis* 'Gowdy' – Spring



## *Picea orientalis* 'Skylands'

Broad Upright Zone 4 Large 25'h x 15'w Yellow ☀

Bold, but not gaudy, this full, upright spruce is an excellent choice for adding bright, year-round color to a large garden. Its fine, spiky needles emerge electric yellow in spring and gradually soften to a rich gold that stands out against the dark green, interior foliage. Trees develop slowly in the early years, but achieve a habit typical of the species in time. Best color in full sun, although protection may be warranted in scorching summer climates.

## *New Picea orientalis* 'Tidy Timm' Iseli®

Globe Shaped Zone 4 Dwarf 4'h x 4'w Green ☀

A selected seedling from *Picea orientalis* 'Nigra Compacta', 'Tidy Timm' has lustrous, ultra-short, dark green needles and a nice and tidy symmetrical habit. Short sprays of stiff foliage cover this spruce, and small tan buds stand out on the tips of dark needles. This garden must-have is great for use in foundation plantings as well as in groupings to anchor a space. 'Tidy Timm' will bring years of prim and proper elegance to your yard.

## *Picea orientalis* 'Tom Thumb'

Spreading Zone 4 Miniature 1'h x 1½'w Yellow ☀

Striking golden fingers of tight foliage point out from the center of this attractive layered globe. The combination of brightly colored needles, extremely slow growth, and compact nest shape make 'Tom Thumb' desirable for small garden spaces. For best color, site in plenty of sun, but protect from super hot conditions. This compact sport from 'Skylands' prefers ample moisture and rich, well-drained soil in full sun or part shade. *Fanciful Gardens® Only*

## *Picea polita*

Broad Upright Zone 5 Large 25'h x 15'w Green ☀

Commonly known as tiger tail spruce, this native of the volcanic soils of mainland Japan is rarely found in the trade. Sharp green needles are arranged evenly on the pumpkin colored newer branches. The common name comes from the tail-like appearance of the pendulous branchlets on old trees in their native habitat.



*Picea orientalis* 'Tom Thumb'



*Picea orientalis* 'Tidy Timm' (Iseli®)



*Picea polita*



*Picea orientalis* 'Skylands'

### CONIFER Growth Rate Standards

MINIATURE, Less than 1" per year • DWARF, 1–6" per year  
INTERMEDIATE, 6–12" per year • LARGE, 12"+ per year


### SIZE CATEGORIES

BROADLEAF SHRUBS: SMALL, less than 4' tall • MEDIUM, 4–10' tall • LARGE, over 10' tall at garden size  
SPECIALTY TREES: SMALL, less than 15' tall • MEDIUM, 15–25' tall • LARGE, over 25' tall at garden size




## *Picea pungens* 'Avatar' Iseli®

Broad Upright Zone 2 Large 20'h x 15'w Blue ☉

 A classic Colorado blue spruce manifesting the best qualities of the species. A seedling selection of 'Moerheim,' the exceptionally lush spring foliage is especially striking as the new needles emerge as soft blue powder puffs. The distinctive tiered pattern of branching contributes a "wow" factor both as a young tree and as a mature specimen. With a slower growth rate than other cultivars, this heritage quality tree can develop to its full majesty in many sizes of landscapes.

## *Picea pungens* 'Bonny Blue'

Broad Upright Zone 2 Large 25'h x 15'w Blue ☉

 An attractive pungens cultivar with short, narrow, bright blue needles that are closely arranged with an angle that is acute to the stem. Slower growing than the species when young, it matures into a large, formal specimen. Selected by Roger Mackaness, Corbett, Oregon, 'Bonny Blue' is true to its name—attractive and beautiful.

## *Picea pungens* 'Christina'

Globe Shaped Zone 2 Dwarf 6'h x 6'w Blue ☉

This delightful dwarf form of the Colorado blue spruce is very compact and slow growing, forming a mounding, flat-topped biscuit shape. Relatively long needles on short branchlets and the slow growth create a very full and lush form with a unique texture. Beautiful color and extreme hardiness add to the desirable features of this new introduction from Randy Dykstra of Heartland Gardens, Illinois.



*Picea pungens* 'Avatar' Iseli®



*Picea pungens* 'Christina'




*Picea pungens* 'Bonny Blue'





## ***Picea pungens* 'Fat Albert' Iseli®**

Broad Upright Zone 2 Large 25'h x 15'w Blue ☉

 This shapely and outstanding, blue-needled tree produces a strong, naturally-straight leader and a full, pyramidal form as both a young plant and a mature tree. Part of the Jean Iseli Signature series, it was personally selected by Jean from thousands of seedlings and whimsically named by Don Howse, a longtime friend of the nursery and self-proclaimed "plant addict." A perfect and predictable Colorado blue spruce, it requires no staking or training to achieve its outstanding, formal stature. The uniformity of this cultivar has allowed it to establish itself as a standard in the trade. *Jean*

## ***Picea pungens* 'Globosa'**

Broad Upright Zone 2 Dwarf 8'h x 6'w Blue ☉

A very well known dwarf Colorado blue spruce, it has an upright, broad form and silvery blue needles that make it virtually indistinguishable from 'Montgomery.' The slow-growing, plant is globe-shaped when young, but will eventually form a leader. To maintain a rounded habit, prune out upright or vigorous shoots.

## ***Picea pungens* 'Hermann Naue'**

Globe Shaped Zone 2 Dwarf 4'h x 4'w Bluish Green ☉

Each spring this dwarf selection of Colorado spruce becomes covered with an abundance of bright pinkish cones, beautifully complementing the combination of fresh, lush new foliage and the mature foliage and tan cones from last year. Thin bluish green needles cover the dense branches of this slow growing, spreading mound. Perfect in rock gardens or other small scale garden spaces, 'Hermann Naue' thrives in a sunny location with well-drained soil. *Limited Availability*

## ***Picea pungens* 'Hoopsii'**

Broad Upright Zone 2 Large 25'h x 15'w Blue ☉

This superb, stately tree is the most eye-catching of the Colorado blue spruce cultivars. Its long, thick, bright silver blue needles have earned it the reputation as an exceptional specimen tree, with a full, pyramidal form. Iseli Nursery stakes all young plants to ensure a uniformly upright habit.



***Picea pungens* 'Fat Albert' Iseli®**



***Picea pungens* 'Globosa'**



***Picea pungens* 'Hermann Naue'**



***Picea pungens* 'Hoopsii'**

☉ Full Sun  
☀ Sun to Part Shade  
☂ Partial Shade  
GARDEN SIZE: h' x w'

### CONIFER Growth Rate Standards

MINIATURE, Less than 1" per year • DWARF, 1-6" per year  
INTERMEDIATE, 6-12" per year • LARGE, 12"+ per year


### SIZE CATEGORIES

BROADLEAF SHRUBS: SMALL, less than 4' tall • MEDIUM, 4-10' tall • LARGE, over 10' tall at garden size  
SPECIALTY TREES: SMALL, less than 15' tall • MEDIUM, 15-25' tall • LARGE, over 25' tall at garden size



## *Picea pungens* Iseli® 'Fastigate'

Narrow Upright Zone 2 Intermediate 15'h x 4'w Blue ☉

 A strongly fastigate habit and excellent blue foliage make this narrow selection from Iseli Nursery the ideal blue accent or focal point where space is a consideration. Its posture suggests a fat, steel blue cigar or a tall, lean sentinel in the landscape.

## *Picea pungens* 'Lundeby's Dwarf'

Spreading Zone 2 Dwarf 2'h x 3'w Blue ☉

Steel blue needles and horizontally-layered branches make 'Lundeby's Dwarf' a neat and reliable landscape conifer that becomes wider than tall with age. A rare form of Colorado blue spruce, it stays compact and provides an attractive mounding form that stays in scale, even in small urban and suburban gardens. Discovered by Lundeby Nursery in North Dakota, it is useful as part of a foundation planting, as a focal point or in a rock garden or container.

## *New Picea pungens* 'Millbrook'

Spreading Zone 2 Dwarf 3'h x 6'w Green ☉

Tiered, gently weeping branches clad in slender, green-blue needles form an elegant cascade, suggesting a soothing fountain. Juxtapose this dwarf Colorado blue spruce with boulders or plant near a patio or stone wall to make the most of its soft texture. Originally found as a witch's broom by C.J. "Joe" Stupka in Jamestown, Pennsylvania.

## *Picea pungens* 'Montgomery'

Broad Upright Zone 2 Dwarf 8'h x 6'w Blue ☉

This outstanding industry standard silver-blue spruce was originally part of the conifers accumulated by dedicated collector, Col. R.H. Montgomery. Prior to selling his Greenwich, Connecticut estate, he donated his entire collection to the New York Botanical Garden. This *Picea pungens* was named to honor him at the Montgomery Conifer Collection dedication in 1949. The original plant can still be seen there today. The slow-growing, dwarf spruce is globe-shaped when young, but it will form a leader as it matures and develop a wider-than-tall, broad upright shape.



*Picea pungens* 'Lundeby's Dwarf'



*Picea pungens* 'Montgomery'



*Picea pungens* Iseli® 'Fastigate'



*Picea pungens* 'Millbrook'



## *Picea pungens* 'Mrs. Cesarini'

Spreading Zone 2 Dwarf 3'h x 4'w Green ☉

A bright green, flattened mound with dense branching and profuse budding, this dwarf selection offers a unique texture and color contrast that results from shiny needles and a clustered, light green bud break on the ends of branches. From Joe Cesarini, Long Island, New York.

## *Picea pungens* 'Niemetz'

Broad Upright Zone 2 Intermediate 10'h x 8'w Cream/Bluish Green ☉

This Colorado spruce is a show-stopper in spring when a creamy white flush bursts open and has a striking contrast against the older blue foliage. The new growth gradually darkens to blue as the season progresses. With irregular form that is wider than tall when young, 'Niemetz' develops into an attractive upright tree. Hardy and durable, it makes an attractive focal point with good seasonal interest.

## *Picea pungens* 'Pendula'

Weeping Zone 2 Large Size Defined by Culture Blue ☉

Blue needles and dense, weeping branches create a beautiful, cascading effect that is reminiscent of a waterfall. Whether staked upright and allowed to drape or simply permitted to ramble along the ground, 'Pendula' makes a graceful, dramatic statement in the garden.

## *Picea pungens* 'Procumbens'

Prostrate Zone 2 Intermediate 2'h x 10'w Blue ☉

Similar in color to 'Pendula,' this spreading, undulating groundcover produces a striking effect when planted to drape over a rock wall or slope. The attractive blue form makes an excellent alternative to ground covering junipers.



*Picea pungens* 'Mrs. Cesarini'



*Picea pungens* 'Niemetz' – Spring



*Picea pungens* 'Pendula'



*Picea pungens* 'Procumbens'



## *Picea pungens* 'Roundabout' Iseli®

Globe Shaped Zone 2 Dwarf 3'h x 2'w Green ☉



Discovered at Iseli Nursery as a witch's broom on *Picea pungens* 'Green Spire', 'Roundabout' is a compact viridian orb. Slow growing, with bluish-green needles in perfect scale to its small size, this dwarf spruce is a super hardy, symmetrical addition to the garden that looks like a topiary but never needs shearing. This low maintenance winner for today's smaller landscapes loves full sun and well-drained soil.

## *New Picea pungens* 'Scottie'

Broad Upright Zone 2 Dwarf 4'h x 3'w Blue ☉

This quaint little blue spruce has symmetrical vertical branching and bright powder blue needles. Shaped like a chubby little teardrop, 'Scottie' is an ideal choice for today's smaller landscapes. Drought tolerant and incredibly hardy, this plant can handle extreme conditions. This cultivar was originally found as a seedling at Schaeffer's Nursery in Gresham, OR, and was named in honor of the owner, Scott.

## *Picea pungens* 'Sester Dwarf'

Broad Upright Zone 2 Dwarf 6'h x 4'w Blue ☉

Stunning blue needles, slow growth rate, and classic conical form make this dwarf spruce an ideal plant for the modern landscape. Only about one-fourth the growth of its large parent, it is the perfect small form of Colorado blue spruce, and it requires little maintenance or pruning to keep its tidy shape. Found as a seedling selection by Sester Farms, Gresham, Oregon. Best in full sun.



*Picea pungens* 'Roundabout' Iseli®



*Picea pungens* 'Sester Dwarf'



*Picea pungens* 'Scottie'

### CONIFER Growth Rate Standards

MINIATURE, Less than 1" per year • DWARF, 1–6" per year  
INTERMEDIATE, 6–12" per year • LARGE, 12"+ per year

### SIZE CATEGORIES

BROADLEAF SHRUBS: SMALL, less than 4' tall • MEDIUM, 4–10' tall • LARGE, over 10' tall at garden size  
SPECIALTY TREES: SMALL, less than 15' tall • MEDIUM, 15–25' tall • LARGE, over 25' tall at garden size



## *Picea pungens* 'The Blues'

Weeping Zone 2 Intermediate Size Defined by Culture Blue ☉

Discovered as a unique growth sport on the weeping Colorado spruce, 'The Blues' has become a favorite in gardens everywhere. Lush blue spring foliage drapes off of downward flowing branches creating a pleasing waterfall of year-round color. Plants may be trained to flow along a fence, deck railing, or stone wall and then allowed to spill across the ground, splashing against well-placed rocks in the garden. Enjoys a moist, well-drained location.


## *Picea pungens* 'Waldbrunn'

Spreading Zone 2 Dwarf 1½'h x 3'w Bluish Green ☉

A slow-growing dwarf, this flat, spreading Colorado spruce boasts a remarkable color that defies description—blue/gray/green—you decide. Its form is nest-like, with short, horizontal branches of thick, tough needles that overlap and provide reinforcement for the structure. Hardy enough for extremely cold climates, it is an ideal choice for a low, colorful sphere of color in garden bed or large container.

## *Picea pungens* 'Zafiro' Iseli®

Broad Upright Zone 2 Dwarf 8'h x 6'w Blue ☉

 Blue, gem-like color combined with a slow rate of growth makes this tree suited for gardens with limited space. It has the outstanding lush blue needles of its parent, 'Moerheim,' but differs in size and habit from other selections with much slower growth and a rounded profile. This compact dwarf tree is an excellent alternative choice to the generic "dwarf blue globe spruce" commonly specified in suburban landscapes.



*Picea pungens* 'The Blues'



*Picea pungens* 'Zafiro' Iseli®



*Picea pungens* 'Waldbrunn'

### CONIFER Growth Rate Standards

MINIATURE, Less than 1" per year • DWARF, 1–6" per year  
INTERMEDIATE, 6–12" per year • LARGE, 12"+ per year

### SIZE CATEGORIES

BROADLEAF SHRUBS: SMALL, less than 4' tall • MEDIUM, 4–10' tall • LARGE, over 10' tall at garden size  
SPECIALTY TREES: SMALL, less than 15' tall • MEDIUM, 15–25' tall • LARGE, over 25' tall at garden size





## ISELI® BLUES

### *New* ***Picea pungens Déjà Blue®*** ('INHoopMo' PP34,795)

Broad Upright Zone 2 Intermed 15'h x 8'w Blue ☉



The mesmerizing powder blue color of Déjà Blue® will give you an uncanny sense of déjà vu and enchant you again and again. A cross between 'Montgomery' and 'Hoopsi', Déjà Blue® is a large spruce with arching branches clad in extraordinary silver blue needles that has a uniform pyramidal habit and a moderate growth rate. A noble specimen for a larger garden space. *Jean*

### *New* ***Picea pungens Moonstone®*** ('INHWB' PP34,321)

Globe Shaped Zone 2 Dwarf 2'h x 3'w Blue ☉



The flagship cultivar in the Iseli® Blues collection, Moonstone® is an Iseli® exclusive improvement of the popular globe blue spruce. This well-mannered little gem has bright blue foliage and maintains a compact, rounded form from youth to maturity. The perfect size and shape for suburban gardens, you can rely on Moonstone® to add an easy-care pop of vivid blue to your landscape for years of enjoyment. *Jean*

### *New* ***Picea pungens Monty®*** ('INMoHoop' PP34,883)

Broad Upright Zone 2 Dwarf 8'h x 6'w Blue ☉



This bold new Iseli introduction unites the genetics of two outstanding parents, 'Montgomery' and 'Hoopsi'. Monty® has a classic conical Christmas tree shape with a strong leader as well as long, thin, bluest of blue needles. The small size and compact habit with shimmering frosty blue foliage makes this tree a versatile specimen for today's small landscapes. *Jean*



***Picea pungens Déjà Blue®***  
(‘INHoopMo’ PP34,795)



***Picea pungens Monty®***  
(‘INMoHoop’ PP34,883)



***Picea pungens Moonstone®***  
(‘INHWB’ PP34,321)



#### CONIFER Growth Rate Standards

MINIATURE, Less than 1" per year • DWARF, 1–6" per year  
INTERMEDIATE, 6–12" per year • LARGE, 12"+ per year


#### SIZE CATEGORIES

BROADLEAF SHRUBS: SMALL, less than 4' tall • MEDIUM, 4–10' tall • LARGE, over 10' tall at garden size  
SPECIALTY TREES: SMALL, less than 15' tall • MEDIUM, 15–25' tall • LARGE, over 25' tall at garden size



## *Picea rubens* 'Lake Street Steeple'

Narrow Upright Zone 4 Large 20'h x 4'w Green ☉

 'Lake Street Steeple' is a dark green spruce with a tall, extremely narrow, weeping habit. Short, strictly weeping branches adorn the length of the tree and small cones fill the upper branches as little ornaments. The very unique form will be useful in small gardens in need of a vertical accent with little horizontal space to spare. Staking can be advantageous to insure its stability. Harriet Roberts, the great grandmother of Tim Wolfe, Lake Street Garden Center, New Hampshire, planted the original seedling in the late '60s on the garden center property where it still lives today. *Limited Availability*

## *Picea sitchensis* 'Papoose'

Broad Upright Zone 5 Dwarf 8'h x 6'w Bluish Green ☉

'Papoose' has sharp, two-tone, blue-green needles. Late in spring, clusters of buds open at the branch tips and form blossom-like bursts of foliage. The slow-growing tree displays a dense, globose habit when young, but produces a leader with age and becomes a tight, upright, broad shape. Found by Gordon Bentham, Vancouver Island, British Columbia, it is considered deer resistant.



*Picea rubens* 'Lake Street Steeple'



*Picea sitchensis*  
'Papoose'





## New *Picea sitchensis* 'Peve Wiesje'

Globe Shaped Zone 5 Dwarf 2'h x 2'w Bluish Green ☉

Originally found as a witches' broom in the Netherlands, this dwarf cultivar of Sitka spruce was first introduced by plantsman Piet Vergeldt. Forming a tight, dense globe, it keeps a very tidy habit and has attractive contrasting silvery blue and green needles.

## *Picea sitchensis* 'Silberzwerg'

Broad Upright Zone 5 Dwarf 8'h x 6'w Bluish Green ☉

The name of this compact Sitka spruce, which means "silver dwarf," says it all. It refers to the plant's outstanding needle color and its reliable, slow-growing habit. The plant's very dense, very blue needles display a unique reversal from the norm: the two-tone, blue-green effect results from silvery blue on the tops of needles with dark green on the reverses. Similar in size and shape to 'Papoose,' the striking foliage of this selection boasts a better blue. Resists browsing deer.

## *Picea x 'Troemner'*

Broad Upright Zone 4 Large 25'h x 15'w Bluish Green ☉

This hybrid cross of *pungens* and *omorika* has prickly *pungens* style needles with characteristic *omorika* blue-green needles. Sweeping branches and fairly fast growth form a specimen sized tree that gets better and better with age. Selected by Allen Troemner, University of Wisconsin Forestry Department. *Limited Availability*



*Picea sitchensis* 'Peve Wiesje'



*Picea x 'Troemner'*



*Picea sitchensis* 'Silberzwerg'




## *Pinus aristata* 'Horstmann'

Broad Upright Zone 4 Dwarf 4'h x 3'w Green ☉

Short blue-green needles are covered with tiny white flecks of resin that are a distinguishing characteristic of the Rocky Mountain bristlecone pine. 'Horstmann' is noteworthy because of its more uniform branching habit compared with the typical shrubby haphazard branching pattern of this long lived species. Growth rate is comparable to the species. Does well in dry, rocky soils but appreciates more moisture than its cousin *longaeva*, the Great Basin bristlecone pine. Use as a focal point in the rock or alpine themed garden. *Limited Availability*

## *Pinus banksiana* 'Al Johnson'

Broad Upright Zone 2 Intermediate 10'h x 8'w Green ☉

 A unique, slow-growing, character tree, this North American pine has an open, irregular habit that suggests exposure to harsh conditions. The rustic look is accentuated by silver bark and by candles that are so pitch-covered they look as if they have been dipped in wax. The extremely hardy conifer takes tough conditions and makes a striking feature in the rock garden or patio container.

## PINUS

Simply put, pines are pretty. Not only that, but this enormous genus of striking ornamental conifers displays plenty of desirable characteristics, and we offer more choices of pines than we do from any other genus. Selections include a diverse palette of useful forms, a rainbow of ornamental colors and texture that contributes year-round character and class to landscape and garden settings. Undemanding pines also exhibit exceptional adaptability and require little maintenance. Given well drained soil, pines develop superior drought tolerance, and once established, require little pruning or fertilizing.

Fastigate or columnar pines add height, but require only a narrow space in the landscape. Fine pyramidal forms provide vertical accent. Low, compact spreading and mounding pines become fabulous groundcovers. Pendulous or weeping trees provide high drama. We assure reliable clonal uniformity for the pines we grow, since we propagate them by grafting and rooted cuttings.



*Pinus aristata* 'Horstmann'



*Pinus banksiana* 'Al Johnson'

### CONIFER Growth Rate Standards

MINIATURE, Less than 1" per year • DWARF, 1-6" per year  
INTERMEDIATE, 6-12" per year • LARGE, 12"+ per year

### SIZE CATEGORIES

BROADLEAF SHRUBS: SMALL, less than 4' tall • MEDIUM, 4-10' tall • LARGE, over 10' tall at garden size  
SPECIALTY TREES: SMALL, less than 15' tall • MEDIUM, 15-25' tall • LARGE, over 25' tall at garden size



## *Pinus banksiana* 'Uncle Fogy'

Broad Upright Zone 2 Intermediate 12'h x 8'w Green ☉

Wildly undulating, pendulous branches give unique character to every plant of this distinctive form of jack pine. Plants bend and swoop to create a curvy, living sculpture decorated with resinous winter buds. This collector's plant, first discovered in a garden in Richfield, Minnesota, seems to be a reference to everyone's eccentric relative. Extremely hardy and adaptable, it tolerates heat, cold and dry, sandy or poor soils.

## *Pinus bungeana* 'Rowe Arboretum'

Broad Upright Zone 5 Large 20'h x 15'w Green ☉

Named for the Ohio arboretum where it was found, this form of Chinese lacebark pine is noteworthy for its habit, which is neater, more compact, and more uniform than the open, irregular branching of the species. The tree's narrow needles have an interesting, waxy look, and the beautifully shaped tree displays showy bark, a patchwork of white, green, and brown, as it matures.

## *Pinus cembra* 'Algonquin Pillar'

Narrow Upright Zone 3 Large 20'h x 10'w Bluish Green ☉

This narrow, upright selection of Swiss stone pine has long, two-toned needles that twist and weave together to form lustrous branches. It is extremely hardy and needs little pruning to maintain a large, but slender stature. As yet underused, it makes a vastly superior alternative for *Pinus flexilis* 'Vanderwolf's Pyramid,' especially in suburban landscapes. With slower growth, it fits in many positions and stays in scale. Trees retain foliage to the base, unlike pines that lose needles on shaded lower branches. *Limited Availability*



*Pinus banksiana* 'Uncle Fogy'



*Pinus bungeana* 'Rowe Arboretum'



*Pinus cembra* 'Algonquin Pillar'



## *Pinus cembra* **Prairie Statesman® ('Herman')**

Narrow Upright Zone 3 Intermediate 12'h x 6'w Bluish Green ☉

Super hardy with a super form, *Prairie Statesman®* will make an elegant statement under some of the harshest conditions. Soft, emerald green foliage with a hint of silvery blue adorns this perfectly symmetrical tree. Its columnar habit provides a narrow footprint but with a smaller stature than 'Algonquin Pillar,' making it suitable for the home garden as well as large landscapes. Drought tolerant and extremely cold hardy, it is an excellent selection by Dr. Dale Herman, North Dakota State University. American Conifer Society 2015 Collector's Conifer of the Year. The registered mark, *Prairie Statesman®*, is used under license by NDSU Research Foundation.

## *Pinus cembra* **'Westerstede'**

Brood Upright Zone 3 Intermediate 12'h x 8'w Bluish Green ☉

Named for an ancient German city in a nursery region similar to Oregon's Willamette Valley, this beautiful pine represents the finest in hardy garden conifers. Long, luxurious needles give the small, upright tree a full, fluffy look. Slower and wider than other *cembra*s, it has graceful branching, attractive color and striking cones that offer year-round interest and character in a small space.

## *Pinus contorta* **'Chief Joseph'**

Brood Upright Zone 5 Dwarf 6'h x 4'w Green/Yellow ☉

The deep, rich, golden yellow winter color of 'Chief Joseph' creates a striking beacon of brightness in the drab winter landscape. Medium green during spring, summer, and fall, it inconspicuously resides in the garden. Shorter and cooler days bring a dramatic color change that moves the lodgepole pine to center stage. Golden yellow winter needles can show some discoloration in early spring prior to the emergence of the new green growth. Found by Doug Will in the Wallowa Mountains of northeastern Oregon, it is very slow growing and has proven difficult to propagate.



*Pinus cembra* 'Westerstede'



*Pinus contorta* 'Chief Joseph'—Winter



*Pinus cembra* *Prairie Statesman®* ('Herman')



## ***Pinus contorta* 'Spaan's Dwarf'**

Broad Upright Zone 5 Dwarf 4'h x 3'w Green ☉

Short, closely set, dark green needles and a sweeping, irregular habit give this dwarf shore pine an unusual look that suggests coral. Named for the nurseryman who found it in Washington state, 'Spaan's Dwarf' develops a sturdy, open, upright branch structure and dramatic character with age. Slow growth and a wider-than-tall form make it a natural for rock garden, bonsai and container culture.

## ***Pinus contorta* 'Taylor's Sunburst'**

Broad Upright Zone 4 Intermediate 12'h x 8'w Green/Yellow ☉

Brilliant, golden yellow, new growth erupts in spring and makes 'Taylor's Sunburst' a vibrant show-stopper. The striking color lasts for weeks, then gradually softens to a light, yellow-green as the foliage hardens. Red pollen cones add contrast to this extraordinary lodgepole pine that was introduced by Alan Taylor, who found it high in the Colorado Rockies.

## ***Pinus contorta* var. *contorta***

Broad Upright Zone 5 Large 20'h x 15'w Green ☉

The shore pine, iconic inhabitant of the rocky, windswept cliffs of the Pacific Northwest coast, is elevated to an elegant garden centerpiece when trained in the Hindu pan style by our artisans. Let your eye follow the furrowed, silvery brown bark of the sinuous trunk up to floating clouds of dark green foliage, dense pads of short, twisted needles. While regular pruning is required to maintain this sculpted form, the shore pine is an easy care species that can adapt to challenging soils and tolerate salt spray. *Artistic Form Only*


## ***Pinus densiflora* 'Burke's Red Variegated'**

Broad Upright Zone 5 Large 20'h x 15'w Variegated ☉

Another Dragon's Eye type of Japanese red pine. Wide, horizontal, creamy yellow bands on each needle are visible year-round, becoming a brighter darker yellow in colder climates. Looking down at the shoot one sees a yellow circle around each red bud. Appears to be hardier than regular 'Oculus Draconis'.



*Pinus contorta* 'Spaan's Dwarf'



*Pinus densiflora* 'Burke's Red Variegated'



*Pinus contorta* 'Taylor's Sunburst'



## *Pinus densiflora* 'Globosa'

Globe Shaped Zone 4 Dwarf 6'h x 6'w Green ☉

This outstanding selection of Japanese red pine provides gardens with superior year-round beauty. Its many upright branches create a dense, structural form, like an egg on its end. The needles, which are shorter and darker green than those of the Tanyosho types, stand up well to both cold and drought. Attractive bark with age.

## *Pinus densiflora* 'Golden Ghost'

Broad Upright Zone 5 Large 20'h x 15'w Variegated ☉

This Japanese red pine seems to shimmer in the sun with its long slender light green needles that consistently have one or two circular yellow bands on them. When looking down at the shoot, one sees green and yellow rings surrounding a red bud. The decorative orange-red stems that are characteristic of densiflora add to the overall colorful appearance. Grows best in slightly acid well-drained soil.

## *Pinus densiflora* 'Low Glow'

Globe Shaped Zone 5 Dwarf 4'h x 6'w Green ☉

The short, thick, bright green needles of this vibrant, dwarf Japanese red pine keep their color all year long. They grow densely along stout horizontal branches that give the unusual pine a flat-topped, low-growing habit. Prominent tan buds add interest to this seedling introduction from a witch's broom selected by Sydney Waxman, University of Connecticut.



*Pinus densiflora* 'Globosa'



*Pinus densiflora* 'Golden Ghost'



*Pinus densiflora* 'Low Glow'

### CONIFER Growth Rate Standards

MINIATURE, Less than 1" per year • DWARF, 1–6" per year  
INTERMEDIATE, 6–12" per year • LARGE, 12"+ per year

### SIZE CATEGORIES

BROADLEAF SHRUBS: SMALL, less than 4' tall • MEDIUM, 4–10' tall • LARGE, over 10' tall at garden size  
SPECIALTY TREES: SMALL, less than 15' tall • MEDIUM, 15–25' tall • LARGE, over 25' tall at garden size



## *Pinus flexilis* 'Cheyenne'

Broad Upright Zone 4 Intermediate 15'h x 10'w Green ☉

This tidy, attractive form of limber pine originated from seed collected near Cheyenne, Wyoming in a population of trees near the furthest eastern edge of its range. This pioneering pine species is noted for tolerance to weather extremes. Although adaptable to harsh dry conditions it is at its best in the landscape setting grown in moist well-drained soil. With light green needles and a hint of silvery blue streaking through the needles, the uniform growth and compact shape make this an easy care garden tree.

## *Pinus flexilis* 'Extra Blue'

Broad Upright Zone 4 Large 25'h x 15'w Blue ☉

Aptly named, the standard size limber pine 'Extra Blue' boasts outstanding blue color on its clusters of five, long, slightly twisting or curving needles. The fast-growing tree, which prefers moist, well-drained soil, develops an attractive pyramidal habit and 3–6" long, light brown, resinous cones.

## *Pinus flexilis* 'Vanderwolf's Pyramid'

Narrow Upright Zone 4 Large 25'h x 12'w Bluish Green ☉

An increasingly popular selection, 'Vanderwolf's Pyramid' makes a dramatic specimen tree or an effective screen or small grouping in large garden beds and borders. Long, blue-green needles cover the uniformly ascending branches, which together form a large, upright, pyramidal tree that broadens with age. Superb color and soft texture add a formal, but friendly look to the landscape. Prefers moist, well-drained soil.



*Pinus flexilis* 'Cheyenne'



*Pinus flexilis* 'Vanderwolf's Pyramid'



*Pinus flexilis* 'Extra Blue'



## New *Pinus heldreichii* 'Atze Saule'

Broad Upright Zone 5 Dwarf 10'h x 5'w Green ☉

A unique selection of Bosnian pine that offers an unusual element to the garden. Clusters of short needles emerge in spring and grow longer at random rates, leaving a mix of needle lengths within a given whorl. Gives the impression of a "bad hair day" with four to five inch long needles that droop and curve alongside those that are two inch. Forming a dense pyramidal form, the classic rich green color and general good health of the species contribute to an attractive, yet exceptional, garden feature. *Limited Availability*

## *Pinus heldreichii* 'Banderica'

Broad Upright Zone 5 Dwarf 4'h x 3'w Green ☉

This gorgeous cultivar of Bosnian pine boasts clusters of clean, lustrous, dark green needles decorated with white resin on buds, candles and stems. The easy-care conifer with a big personality conjures words like chubby, squat and pyramidal, but none does justice to the compact, friendly dwarf with the sturdy constitution and almost cuddly presence. Another superior selection from this wonderful species, it requires no pruning to maintain its wide-bottomed form.

## ★ BOSNIAN PINE COLLECTION ★

Iseli Nursery, through extensive trials over more than two decades, studied *Pinus heldreichii* seedlings. Selections were made for uniquely desirable conformation, color, and other characteristics. The resulting collection of dwarf and slow-growing *Pinus heldreichii* cultivars offers distinct improvements over widely-used, established pine varieties, giving garden centers and landscapers choice options for adding year-round beauty to intimate outdoor living spaces. In fact, these cultivars are so healthy and reliable that they practically grow themselves.

During the selection process, superior seedlings were chosen for well-proportioned size and form, including distinctly narrow spires or fastigiated columns, particularly striking bun or pyramid shapes, and the best traditional, "pine tree" form. But, better form was not the only criteria used for identifying superior trees. All selections also displayed cold hardiness to USDA Zone 5 and possessed upright needles and excellent health, including resistance to insect and disease problems. The resulting collection of superior dwarf and slow-growing Bosnian pine cultivars, which perform best when grown in full sun and well-drained soil, is now available for discerning gardeners.



*Pinus heldreichii* 'Atze Saule'



*Pinus heldreichii* 'Banderica'

### CONIFER Growth Rate Standards

MINIATURE, Less than 1" per year • DWARF, 1-6" per year  
INTERMEDIATE, 6-12" per year • LARGE, 12"+ per year

### SIZE CATEGORIES

BROADLEAF SHRUBS: SMALL, less than 4' tall • MEDIUM, 4-10' tall • LARGE, over 10' tall at garden size  
SPECIALTY TREES: SMALL, less than 15' tall • MEDIUM, 15-25' tall • LARGE, over 25' tall at garden size




## ***Pinus heldreichii* 'Compact Gem'**

Broad Upright Zone 5 Intermediate 12'h x 8'w Green 

A very slow-growing, narrow tree, 'Compact Gem' is a time-honored treasure for the garden, especially one with limited space. The sturdy Bosnian pine matures into a dense, well-proportioned, columnar tree that stays trim even after many years. Elegant, long, dark green needles cover the tree's branches thickly and contribute to a dynamic, full-size feel that fits in tight garden spaces. Superior disease and pest resistance and outstanding health assure year-round beauty. Originally introduced to the trade in 1964 by Hillier Nursery in England, 'Compact Gem' warrants continued acclaim and wider use in today's tighter garden spaces.


## ***Pinus heldreichii* 'Emerald Arrow' Iseli®**

Broad Upright Zone 5 Intermediate 15'h x 8'w Green 

 Our ongoing efforts to find improved compact conifers resulted in the discovery of this outstanding narrow pine. Upright branches on the tall, trim tree display pairs of elegant, dark green needles accented by silvery white fascicles and bark. 'Emerald Arrow' gives the impression of being a big tree, yet it stays decidedly narrow. Whether used as an individual focal point, paired to mark the entrance to house or garden, or grouped in an informal cluster, this beautiful garden pine scores a bull's eye on the designer's dartboard.

## ***Pinus heldreichii* 'Indigo Eyes' Iseli®**

Broad Upright Zone 5 Intermediate 10'h x 8'w Green 

 Named for the eye-catching, cobalt blue cones that decorate each shoot tip in spring, this precocious "coner" demands attention and deserves greater use in gardens. From an early age, cones appear up and down every branch, bright blue at first, then gradually softening to brown during summer. Attractive, broadly upright trees develop an open, slightly asymmetrical shape, which affords each tree a unique character that will intrigue gardeners in their outdoor living spaces. The healthy, easy-to-grow trees retain their ornamental cones and their stiff, dark green needles, giving trees a beautiful, tidy, clean appearance throughout the year. *Limited Availability*



*Pinus heldreichii* 'Compact Gem'



*Pinus heldreichii* 'Indigo Eyes' Iseli®




*Pinus heldreichii* 'Emerald Arrow' Iseli®




## *Pinus heldreichii* 'Irish Bell' Iseli®

Broad Upright Zone 5 Dwarf 8'h x 6'w Green ☉

 This sturdy, dwarf Bosnian pine boasts a handsome, broadly pyramidal form that stays compact, neat and well-mannered. Trees gradually widen into a classic bell shape, narrow at the top, broader near the ground and about as wide as tall. A mature 'Irish Bell' displays a colony of upright branches, each one decorated with tufts of straight green needles and glistening white fascicles. The bright white accent gives the impression that light dances among the needles, a feature that accentuates the beauty of this useful ornamental pine and adds to its value as a striking garden specimen. Well regarded in the trade, this selection is a good choice for urban and suburban gardens for year-round impact.

## *Pinus heldreichii* 'Mint Truffle' Iseli®

Broad Upright Zone 5 Intermediate 12'h x 8'w Green ☉

 Shaped more like a broad teardrop than a gourmet truffle, this highly useful Bosnian pine is nevertheless a wonderful treat. Dense, finely textured, green needles cover every shoot completely, in contrast to some cultivars that reveal bare stems. Characterized by restrained, slow growth, gently incurving branches and a compact, well-proportioned form, 'Mint Truffle' offers gardeners a tasty option for adding year-round beauty to a small garden. Very little needle drop and exceptionally good health, including resistance to disease and pests and tolerance of a variety of conditions, contribute to the value of this unique plant.

## *Pinus heldreichii* 'Smidtii'

Globe Shaped Zone 5 Miniature 1½'h x 1½'w Green ☉

One of the nicest of the Bosnian pine cultivars, this choice bush-form miniature deserves a prominent position in a very small space, such as a container or rock garden. A rare, highly desirable cultivar, 'Smidtii' maintains its neat, compact habit without any pruning, shaping or shearing. The extremely small bush with tightly congested, dark green needles, very slow growth and a rugged, durable constitution provides striking beauty and long life in even the smallest spaces. A 100-year-old specimen, discovered in 1926 in the mountains near Sarajevo by Eugen Smidt, had retained its dense, compact character and reached only 10' tall in a century.



*Pinus heldreichii* 'Irish Bell' Iseli®



*Pinus heldreichii* 'Smidtii'



*Pinus heldreichii* 'Mint Truffle' Iseli®



## *Pinus jeffreyi* 'Joppi'

Globe Shaped Zone 5 Intermediate 12'h x 12'w Green ☉

Full puffs of long, narrow needles grace the branches of this small, rounded, Ponderosa-type pine. A seedling selected in 1980 by Pete Vergeldt in the Netherlands, it was named for his oldest son Jop. Much slower and smaller, but with the same 6–8" needles as the immense West Coast native, it is adaptable and provides a big impact in a small, sunny rock garden, container or courtyard. Spring candles show an unexpected lavender color.

## *Pinus koraiensis* 'Blue Ball'

Globe Shaped Zone 3 Dwarf 3'h x 3'w Bluish Green ☉

A dwarf selection of Korean pine with blue green needles that emphasize the blue. Short stiff branches and long needles form a globe shaped plant that has a bit of irregularity to it. Hardy and adaptable, with minimal disease or insect problems, 'Blue Ball' has great potential for a variety of settings.

## *Pinus koraiensis* 'Silveray'

Narrow Upright Zone 3 Large 20'h x 10'w Blue ☉

Two-tone green and silver needles extend from the bundles in twists and turns, giving an overall silvery appearance. With an upright and slender form, this tidy selection will thrive in full sun and is highly adaptable and durable for many landscapes.

## *Pinus longaeva* 'Formal Form'

Narrow Upright Zone 4 Intermediate 10'h x 6'w Bluish Green ☉

One of the elegant Great Basin bristlecone pines, this selection has a narrow, uniform shape, larger than the dwarf 'Sherwood Compacta' and smaller than the large 'Blue Heron.' Trees boast clusters of closely held, 1½" long, green needles in bundles of five that radiate around the ascending branches, giving each the look of a bottlebrush. Formal and long-lived, this slow-growing, bluish tree maintains its form with little or no pruning.



*Pinus jeffreyi* 'Joppi'



*Pinus longaeva* 'Formal Form'



*Pinus koraiensis* 'Blue Ball'



*Pinus koraiensis* 'Silveray'

### CONIFER Growth Rate Standards

MINIATURE, Less than 1" per year • DWARF, 1–6" per year  
INTERMEDIATE, 6–12" per year • LARGE, 12"+ per year


### SIZE CATEGORIES

BROADLEAF SHRUBS: SMALL, less than 4' tall • MEDIUM, 4–10' tall • LARGE, over 10' tall at garden size  
SPECIALTY TREES: SMALL, less than 15' tall • MEDIUM, 15–25' tall • LARGE, over 25' tall at garden size



## *Pinus longaeva* 'Joe's Bess' Iseli®

Broad Upright Zone 4 Dwarf 6'h x 4'w Bluish Green ☉

 An Iseli seedling selection, this gorgeous Great Basin bristlecone pine is possibly the most refined pine we grow. It has a compact, uniform shape, larger than 'Sherwood Compacta,' but smaller than 'Formal Form.' Dense clusters of two-toned needles point towards the tip of each ascending branch and create a consistent shape that hides the stems and buds until new growth emerges in late spring. Jean noted the origin of this beauty as 1975, and conifer great Joe Reis, given the task of naming the tree in 1982, chose to honor his wife Bess. It has proven difficult to propagate, but is worth the wait. This slow-growing tree requires little or no pruning.


## *Pinus longaeva* 'Sherwood Compacta'

Broad Upright Zone 4 Dwarf 3'h x 2'w Green ☉

This handsome, slow-growing Great Basin bristlecone pine develops a perfectly conical shape and a dense, formal appearance. Tightly packed tufts of medium-long, green needles with white undersides radiate around the ascending branches of the long-lived conifer. Related to the oldest-living known organism, this selection was found and named by late Oregon nurseryman Andy Sherwood.

## *Pinus mugo* 'Big Tuna' Iseli®

Broad Upright Zone 2 Intermediate 10'h x 6'w Green ☉

 Boldly textured, medium length needles make this sturdy, upright, multi-stemmed tree a favorite for areas in the landscape with a little more room. The slow-growing trees become taller than wide and quite bushy. Very hardy and uniquely dense, 'Big Tuna' is compact, but not dwarf. Buds turn showy during cold winter months and stand out distinctly against dark green foliage.

## *Pinus mugo* 'Jakobsen'

Spreading Zone 2 Dwarf 4'h x 6'w Green ☉

This exciting new selection from Denmark naturally has the aesthetics associated with an ancient skillfully manicured bonsai specimen. The dark green needles are set artfully against the strong trunk and branch structure giving this slow-growing pine the look of venerable age and beauty without the need for human manipulation.



*Pinus longaeva* 'Joe's Bess' Iseli®



*Pinus mugo* 'Big Tuna' Iseli®



*Pinus longaeva* 'Sherwood Compacta'



*Pinus mugo* 'Jakobsen'



## New *Pinus mugo* 'Kalous'

Globe Shaped Zone 2 Dwarf 2'h x 2'w Green ☉

The irregular, dense branches of 'Kalous' bristle with curved pairs of short, thick needles that radiate with bold bright green color. Rich red-brown buds in winter add an extra zing of contrast. This rare Mugo pine, which originated in the Czech Republic and grows just 2-3" per year, requires no shearing to maintain a compact size; its unique personality shines brightest when left unpruned.

## *Pinus mugo* 'La Cabana'

Broad Upright Zone 2 Intermediate 15'h x 12'w Green ☉

This super hardy pine will grow into a sturdy broad pyramial form. Thick green needles and fat resinous buds add to the visual interest. 'La Cabana' will be a stout foundation tree for the garden, a tremendous low windbreak, or a featured specimen tree depending on culture. A great choice for pruning into a hindu pan form for our friends in the harshest of climatic zones. Another excellent selection from Dan Fritsche.


## *Pinus mugo* 'Laarheide'

Spreading Zone 2 Dwarf 3'h x 4'w Green/Yellow ☉

Winter is the season when 'Laarheide' literally shines in the garden. Throughout the growing season it maintains as a low-key garden element with its medium green needles. As winter approaches, the needles turn color and become an outstanding luminous yellow that brings the winter garden to life. Growing wider than tall, 'Laarheide' provides a colorful addition to harsh winter climates.

## *Pinus mugo* 'Tannenbaum'

Broad Upright Zone 2 Intermediate 15'h x 12'w Green ☉

 This perfectly formed Christmas tree shaped tree displays an exceptionally good habit and the tough constitution of other mugos. Selected from hundreds of seedlings at South Dakota State University, it is believed to be the first commercially produced single-stem tree form of Mugo pine. Foliage is rich green with a hint of gray-blue, even during winter, with longer needles than expected. Highly adaptable to a wide range of environmental and climatic conditions and very hardy. The original plant reached 10 to 11' tall and 6' wide after 25 years.



*Pinus mugo* 'Kalous'



*Pinus mugo* 'Laarheide'



*Pinus mugo* 'La Cabana'



*Pinus mugo* 'Tannenbaum'

### CONIFER Growth Rate Standards

MINIATURE, Less than 1" per year • DWARF, 1-6" per year  
INTERMEDIATE, 6-12" per year • LARGE, 12"+ per year

### SIZE CATEGORIES

BROADLEAF SHRUBS: SMALL, less than 4' tall • MEDIUM, 4-10' tall • LARGE, over 10' tall at garden size  
SPECIALTY TREES: SMALL, less than 15' tall • MEDIUM, 15-25' tall • LARGE, over 25' tall at garden size



## ***Pinus mugo* TWISTY™**

Broad Upright Zone 2 Dwarf Size Culture Defined Green ☉

Seedlings of *Pinus mugo* 'Tannenbaum' that have been cultured with twists and turns for use in our Fanciful Gardens® assortments. An artistic flavor for miniature gardens that is hardy and durable. *Fanciful Gardens® Only*

## ***Pinus mugo* 'Wintersonne'**

Broad Upright Zone 2 Dwarf 6'h x 4'w Green/Yellow ☉

Mild-mannered garden green conifer during the spring and summer. With the onset of autumn's colder temperatures, the light switch is turned on and 'Wintersonne' (Wintersun) earns its name. This extremely hardy, compact Mugo pine becomes an electric yellow that maintains through the cold season. Great for containers, the rock garden, or any landscape space that needs a little spark of color during the dreary winter months. Loves full sun, well-drained soil, and responds well to spring candle pruning if a more compact form is desired.

## ***Pinus mugo* subsp. *uncinata* 'Paradekissen'**

Prostrate Zone 4 Dwarf ½'h x 2'w Green ☉

This compact selection of the European mountain pine was actually discovered in an alpine valley in the mountains of Switzerland. It grows into a low spreading mound that looks very much like a green pillow. Rich, deep green short needles cover the plant providing a dense, tidy, slow-growing groundcover. An excellent choice for trough gardens or other group container plantings. Perfectly scaled for the alpine or rock gardens, this hardy pine performs its best in full sun and well-drained soil.



*Pinus mugo* TWISTY™



Summer



*Pinus mugo* subsp. *uncinata* 'Paradekissen'



*Pinus mugo* 'Wintersonne' – Winter





## TRUdwarf® MUGO PINE

### *Pinus mugo* 'Emerald Dwarf'

Globe Shaped Zone 2 Dwarf 1 ½'h x 3'w Green ☉

Truly a dwarf, almost a miniature, plant. Fresh green medium length needles and an attractive cluster of brown buds form a tight cushion. With its tidy uniform shape, and the consistency provided from asexual propagation, 'Emerald Dwarf' provides another choice for a low maintenance and reliable garden element.

### *Pinus mugo* 'Minima Kalous'

Globe Shaped Zone 2 Dwarf 3'h x 3'w Green ☉

This cute little bun has short, dark green needles held at wide angles to surround a thick cluster of conspicuous white buds. Tight uniform growth and consistent size and shape provide the gardener with a reliable, hardy, low maintenance garden plant. Originated in the Czech Republic. *Limited Availability*

### *Pinus mugo* 'Mitsch Mini'

Spreading Zone 2 Dwarf 1'h x 2'w Green ☉

Extremely slow-growing and dense, this tiny, bun-shaped conifer looks like a mound of moss. It sports so many short branchlets and so many slightly twisted, short needles that the surface appears smooth. A TRUdwarf® Mugo selected by John Mitsch of Aurora, Oregon, the reliable, consistent pine takes on a frosted look when its waxy buds emerge. Site this distinctive beauty in a prime location in the rock garden, trough or miniature railroad. *Fanciful Gardens® Only and Limited Availability*

## TRUdwarf® MUGO PINE

TRUdwarf® Mugo cultivars are choice selections originally from seedlings with unique characteristics. Since we propagate them from rooted cuttings to assure true-to-type clonal reliability, each plant displays consistent size, shape and needle color with tight, mounding, compact habits. Given the wide adaptability and hardiness of the species, these pines can be used in virtually any garden or landscape setting to bring superior, consistent plants to cutting edge gardens.



*Pinus mugo* 'Emerald Dwarf'



*Pinus mugo* 'Mitsch Mini'



*Pinus mugo* 'Minima Kalous'



## **Pinus mugo 'Mops'**



Globe Shaped Zone 2 Dwarf 4'h x 4'w Green ☉

This genuinely dwarf selection grows into a low, dense dome that stays compact without shearing. The mounding plant has a smooth appearance that comes from many evenly spaced needles growing at a uniform rate on abundant branchlets. During most of the year, 'Mops' displays a hint of gray/blue in its green, but during the crisp, cold months of winter, needles take on a warm, golden hue. It's no wonder this choice is one of our most popular for confined spaces.

## **Pinus mugo 'Palouse' Iseli®**



Globe Shaped Zone 2 Dwarf 6'h x 6'w Green ☉

For longer needles, a more natural, open look and a consistent habit, the versatile TRUdwarf® 'Palouse' is perfect for a casual landscape where a larger Mugo pine is warranted. The robust green selection grows into a bushy, rounded mound, or kept smaller and more refined with annual candle pruning. A reliable and hardy addition to a mixed border or functioning as a divider.

## **New Pinus mugo Pesto® ('INDom2')**



Prostrate Zone 2 Dwarf 1'h x 3'w Green ☉

An exciting addition to the TRUdwarf® collection of Mugo pines! This unique pine has a spreading, ground hugging habit. Vibrant green needles provide a strong contrast to the numerous small brownish buds. Extremely adaptable and hardy, Pesto® maintains its prostrate form with minimal to no pruning, providing gardeners with a low maintenance option. The consistency, reliability, and attractiveness make Pesto® an excellent choice for any garden! *Dean*

## **Pinus mugo 'Sherwood Compact'**



Spreading Zone 2 Dwarf 3'h x 4'w Green ☉

Part of the miniature group of TRUdwarf® Mugos, 'Sherwood Compact' boasts short, stiff branches that are heavily clothed with slightly twisted needles. Discovered in the 1950's by plantsman Andy Sherwood, the compact, dense mound produces rich green foliage with golden tips in winter and white fascicles that give plants a radiant look.



**Pinus mugo 'Mops'**



**Pinus mugo 'Sherwood Compact'**



**Pinus mugo 'Palouse' Iseli®**



**Pinus mugo Pesto® ('INDom2')**



## ***Pinus mugo* 'Slowmound' Iseli®**

Globe Shaped Zone 2 Dwarf 4'h x 6'w Green 



For the Mugo you always hoped for, try 'Slowmound.' This Iseli introduction has so many superior traits that it is designated a Jean Iseli Signature plant, a distinction reserved for plants that exhibit "marked improvement" over others on the market. The dense, dark green mound is one of the best, with highly reliable color, texture, growth rate and habit. Beautiful year-round, it produces many showy buds and matures to a wide, even shape that is naturally compact, working well in even the most confined areas. *Jean*

## ***Pinus mugo* 'Valley Cushion'**

Prostrate Zone 2 Dwarf 1'h x 4'w Green 

'Valley Cushion' offers a spreading habit to the mix of TRUdwarf® Mugo choices. The very compact, dense pine stays low and flat, much wider than tall. Reddish, new buds complement the short, medium green needles, and plants grow very slowly, so they require little or no pruning. Selected at the North Willamette Research Station in Oregon's famed Willamette Valley, this cultivar is extremely hardy and an excellent choice for cold parts of the country.

## ***Pinus mugo* 'White Bud' Iseli®**

Spreading Zone 2 Dwarf 3'h x 4'w Green 



In winter, this unique Iseli introduction shows off an exceptional seasonal trait. Cold weather brings a white resinous coating to each terminal bud, producing a dramatic frosty effect against the plant's dark green winter foliage. During the rest of the year, the reliably low, globe-shaped plant requires little care and maintains its small stature without candle pruning. Highly desirable for rock garden, entry or border.



*Pinus mugo* 'Slowmound' Iseli®



*Pinus mugo* 'Valley Cushion'



*Pinus mugo* 'White Bud' Iseli®

### CONIFER Growth Rate Standards

MINIATURE, Less than 1" per year • DWARF, 1-6" per year  
INTERMEDIATE, 6-12" per year • LARGE, 12"+ per year

### SIZE CATEGORIES

BROADLEAF SHRUBS: SMALL, less than 4' tall • MEDIUM, 4-10' tall • LARGE, over 10' tall at garden size  
SPECIALTY TREES: SMALL, less than 15' tall • MEDIUM, 15-25' tall • LARGE, over 25' tall at garden size



## *Pinus nigra* 'Helga'

Globe Shaped Zone 4 Dwarf 8'h x 8'w Green ☉

This slow-growing, rounded form of Austrian pine has white buds that contrast against fresh, spring green needles with darker tips. The attractive, fluffy form was discovered as a witch's broom on a 60-year-old *Pinus nigra* in Germany. An excellent choice for small space gardens, containers and courtyards, even in sandy, coastal soils.

## *Pinus nigra* 'Komet'

Narrow Upright Zone 4 Intermediate 15'h x 4'w Green ☉

'Komet' is one of those unique conifers that most any gardener will love. Dark green, medium length needles adorn strictly upward growing branches that seem to be reaching into the sky like a rocket shooting up into the atmosphere. This vigorous, narrow column is great for the collector with little space remaining in the garden. Useful in cold climate areas that need a vertical accent and a small footprint. Provide full sun and well-drained soil for this hardy Austrian pine specimen and watch your 'Komet' shoot for the stars.



*Pinus nigra* 'Helga'



*Pinus nigra* 'Komet'

### CONIFER Growth Rate Standards

MINIATURE, Less than 1" per year • DWARF, 1-6" per year  
INTERMEDIATE, 6-12" per year • LARGE, 12"+ per year

### SIZE CATEGORIES

BROADLEAF SHRUBS: SMALL, less than 4' tall • MEDIUM, 4-10' tall • LARGE, over 10' tall at garden size  
SPECIALTY TREES: SMALL, less than 15' tall • MEDIUM, 15-25' tall • LARGE, over 25' tall at garden size



## *Pinus parviflora* 'Aoi'

Narrow Upright Zone 4 Intermediate 15'h x 8'w Bluish Green ☉

Silvery blue on one side, green on the other, the long-enduring, straight needles of this Japanese white pine give the naturally sculpted, upright tree a lush look. Sturdy branches display attractive silver-gray bark and loads of small cones. The slender architectural tree makes a dramatic feature and contributes an Asian aesthetic to the landscape. Provide full sun and good drainage.

## *Pinus parviflora* 'Bergmani'

Broad Upright Zone 4 Intermediate 10'h x 8'w Bluish Green ☉

In spring, the bright, carmine red pollen cones provide a dramatic contrast to the long, twisted, blue-green needles of this rare Japanese white pine. Originally from Raraflora Nursery, Feasterville, Pennsylvania, the compact, rounded shrub or tree develops a wide, irregular, upright habit that makes a nice architectural accent.

## *Pinus parviflora* 'Blauer Engel'

Broad Upright Zone 4 Intermediate 12'h x 8'w Blue ☉

The Japanese white pine is known for its bluish, two-toned, five-clustered needles, and 'Blauer Engel' is one of the lightest blues you might find in a pine. Long, slightly curved needles cover branches and fill in empty spaces giving the plant a full and fluffy appearance and a calming presence in the garden.



*Pinus parviflora* 'Blauer Engel'



*Pinus parviflora* 'Bergmani'



*Pinus parviflora* 'Aoi'

### CONIFER Growth Rate Standards

MINIATURE, Less than 1" per year • DWARF, 1–6" per year  
INTERMEDIATE, 6–12" per year • LARGE, 12"+ per year

### SIZE CATEGORIES

BROADLEAF SHRUBS: SMALL, less than 4' tall • MEDIUM, 4–10' tall • LARGE, over 10' tall at garden size  
SPECIALTY TREES: SMALL, less than 15' tall • MEDIUM, 15–25' tall • LARGE, over 25' tall at garden size



## *Pinus parviflora* 'Catherine Elizabeth'

Globe Shaped Zone 5 Dwarf 2'h x 2'w Green ☉

The soft textured foliage on this Japanese white pine is lighter colored than expected of the species. When young, the foliage clumps and mounds creating a unique little sculpture. With age, 'Catherine Elizabeth' will begin to spread, creating a wider than tall dense cloud of light blue-green short needled foliage. Performance will be at its best in a sunny location with well-drained soil. Annual removal of fallen older foliage that has collected among the interior branches is recommended. A John Proudfoot seedling selection.

## *Pinus parviflora* 'Fukuzumi'

Spreading Zone 4 Intermediate 6'h x 12'w Bluish Green ☉

The naturally variable, windswept character of this choice, slow-growing Japanese white pine makes it a highly desirable addition to the landscape. It develops multiple leaders that extend at 45° angles, with short, blue-green, twisted needles. The wide-spreading plant takes on an irregular, wide form, or it can be staked up for tree-like character.

## *Pinus parviflora* 'Glauca Brevifolia'

Broad Upright Zone 4 Large 20'h x 15'w Bluish Green ☉

This very showy pine has an open habit, similar to that of *Pinus parviflora* 'Glauca', but its blue-green needles, in tight bundles, are shorter and have more of an upward curve to them. Many persistent cones decorate the tall, moderately narrow tree.



*Pinus parviflora* 'Fukuzumi'



*Pinus parviflora* 'Catherine Elizabeth'



*Pinus parviflora* 'Glauca Brevifolia'




## ***Pinus parviflora 'Goldilocks'***

Broad Upright Zone 4 Intermediate 8'h x 6'w Variegated 

A naturally artistic, sweeping habit makes this rare pine a unique garden specimen. An overlay of soft, golden highlights contrast the silver undertones on the curved, green needles. For optimum color, seek a balance between sun and shade. Well-drained soil is required for this beauty to thrive.

## ***Pinus parviflora 'Kinpo'***

Broad Upright Zone 5 Dwarf 3'h x 2'w Bluish Green 

Graceful, artistic, unique, picturesque? How does one describe the character of this small, irregular, bluish-green Japanese white pine! Its twisted, brush-like clusters of needles appear along spreading branches, some of them exposed to show off gray, textured bark. Gently curved shoots, accented with attractive small cones, provide year-round appeal. Site the accent conifer in a raised, courtyard bed, container or other premium location with full sun and average moisture. Salt tolerance suggests a seaside setting.

## ***New Pinus parviflora 'Koru'***

Broad Upright Zone 5 Intermediate 12'h x 8'w Bluish Green 

This slow growing Japanese white pine cultivar has wide blue green needles that cluster and curl, swirling around branches to create an attractively textured look. Cones frosted with white resin that develop at terminal buds and along the branches add even more interest. While this specimen has the irregular habit typical of the species, it does maintain a conical shape overall. With its relaxing silvery blue color and sculptural form, 'Koru' makes a compelling focal point in the Asian inspired garden. *Limited Availability*



***Pinus parviflora 'Goldilocks'***



***Pinus parviflora 'Koru'***



***Pinus parviflora 'Kinpo'***



## *Pinus parviflora* 'Miyajima'

Broad Upright Zone 4 Intermediate 12'h x 8'w Bluish Green ☉

A very attractive Japanese white pine that is covered with exceptionally bright blue foliage. The needles are compressed on the upright shoots and are retained for two years. The main branches have some twists and turns to them adding some sculptural quality to the bushy form. Handsome cones are scattered throughout. Has been compared to 'Brevifolia' but smaller in stature.


## *Pinus parviflora* 'Ogon janome'

Broad Upright Zone 5 Intermediate 10'h x 8'w Variegated ☼

An incredibly beautiful plant, this rare, mid-size, "Dragon's Eye" form of Japanese white pine exhibits tasteful variegation, like yellow bands on the needles. After seeing a specimen of this pine, even those who typically prefer plants without variegation rave about it.


## *New Pinus parviflora* 'Zigzag' Iseli®

Narrow Upright Zone 5 Intermediate 15'h x 8'w Green ☉

 A new Iseli Introduction that has been evaluated for over 20 years; this cultivar of Japanese white pine was originally found as a seedling of the popular cultivar 'Kinpo'. Named 'Zigzag' for its irregular and meandering growth habit, this dwarf conifer maintains a narrow upright habit. Densely clustered green needles are short, straight, and softly textured. Performance will be best when sited in a sunny area with well-drained soil.

## *Pinus peuce* 'Pacific Blue' Iseli®

Broad Upright Zone 4 Large 20'h x 15'w Blue ☉

 Beautiful blue needles are long and thin, and densely cover this selection of Macedonian pine. Selected from a group of 'Glauc' seedlings for its pleasing color. Multi-year needle persistence makes for a thick and full specimen with good form. Native to SE Europe, it is very cold and wind tolerant.



*Pinus parviflora* 'Miyajima'



*Pinus parviflora* 'Ogon janome'



*Pinus parviflora* 'Zigzag' Iseli®



*Pinus peuce* 'Pacific Blue' Iseli®

### CONIFER Growth Rate Standards

MINIATURE, Less than 1" per year • DWARF, 1–6" per year  
INTERMEDIATE, 6–12" per year • LARGE, 12"+ per year

### SIZE CATEGORIES

BROADLEAF SHRUBS: SMALL, less than 4' tall • MEDIUM, 4–10' tall • LARGE, over 10' tall at garden size  
SPECIALTY TREES: SMALL, less than 15' tall • MEDIUM, 15–25' tall • LARGE, over 25' tall at garden size



## New *Pinus ponderosa*

Broad Upright Zone 4 Large 35'h x 15'w Green ☉

Ponderosa pine, the iconic tree of the American west, flourishes in a variety of environments, from the slopes of the Rocky Mountains to the western edge of the Great Plains. Its adaptability and hardiness make it a favored choice for those seeking to cultivate a piece of the wild in their own backyard. The bark matures to a rich cinnamon red, developing broad plates separated by deep fissures. The branches are short and well-spaced, with distinctive long, slender needles. Given time, this long-lived tree will exceed heights of more than 40', so be sure to give it room to thrive. Thanks to a deep tap root, the rugged ponderosa pine can withstand summer drought and high winds. The seed for our stock was sourced at high elevation east of the Cascades.

## *Pinus pumila* 'Blue Dwarf'

Spreading Zone 4 Dwarf 3'h x 6'w Bluish Green ☉

This unusual, dwarf Siberian pine was selected for a spring display of carmine red cones that contrast with the superior, blue of the needles. It produces a dense load of twisted needles and a horizontal, spreading habit that is unique among *Pinus pumila* cultivars. Native to extremely cold, exposed regions of northeastern Asia, the tough constitution of this pine stands up to harsh conditions.

## *Pinus resinosa* 'Morel' Iseli®

Globe Shaped Zone 3 Intermediate 10'h x 10'w Green ☉

A new, compact, bush form of the American red pine, 'Morel' has long, light green needles that are soft to the touch. Mid-size plants become dense, billowy shrubs that resemble the shape of morel mushrooms with rounded top-caps and more height than width. The very hardy plants project an informal beauty in the garden year-round.



*Pinus ponderosa*



*Pinus pumila* 'Blue Dwarf'



*Pinus resinosa* 'Morel' Iseli®



## *Pinus strobiformis* 'Loma Linda'

Broad Upright Zone 5 Dwarf 6'h x 4'w Bluish Green ☉

A dense growing, fluffy small tree with multiple buds at the ends of the shoots, surrounded by 1½" long bluish green needles. Very attractive, it is quite pyramidal when young, broadening with age. Originated from a witch's broom found by Jerry Morris near La Junta canyon, New Mexico, across from Loma Linda Ranch. The species is native to southern Arizona and New Mexico and generally withstands drier conditions than *Pinus strobus* cultivars.

## *Pinus strobus* 'Angel Falls' Iseli®

Weeping Zone 3 Large Size Defined by Culture Green ☉

This selection of *Pinus strobus* 'Pendula' (Weeping White Pine) demonstrated its refined characteristics early in the evaluation process at Iseli Nursery. Started from seed in 1981, the slow-growing tree has very long, very narrow, light green needles and a strong weeping habit. Its closely held branches develop graceful draping forms that combine a tall, narrow stature with a broad, flowing skirt. Named for the world's tallest waterfall after 20 years of evaluation, the unique tree offers elegance and style.

## *Pinus strobus* 'Blue Shag'

Globe Shaped Zone 3 Dwarf 6'h x 6'w Bluish Green ☉

This sprightly dwarf cultivar of eastern white pine produces long, soft, blue-green foliage and an outstanding, compact, reliably rounded form. Its size, shape, color and texture make the seedling, grown and selected by Sydney Waxman, University of Connecticut, an excellent addition to many landscapes.

## *Pinus strobus* 'Ground Hugger'

Spreading Zone 3 Intermediate 6'h x 10'w Green ☉

Characteristic thin, two-tone needles cover this spreading eastern white pine. The blue-green foliage brightens the ground as it fills out with age. Thin cones that are 4-5 inches in length and covered with white pitch appear at a young age. As with any *strobus*, avoid soils with poor drainage.



*Pinus strobiformis*  
'Loma Linda'



*Pinus strobus* 'Blue Shag'



*Pinus strobus* 'Angel Falls' Iseli®



*Pinus strobus* 'Ground Hugger'



## *Pinus strobus* 'Louie'

Broad Upright Zone 3 Large 20'h x 15'w Yellow ☉

This exciting, new offering has long, thin, vibrant yellow needles that stay brightly colored year-round. Interior foliage that is shaded stays fresh green, so the yellow really stands out. Large, open and upright, the symmetrical pyramid, best planted in full sun, seems to reflect the rays of the sun back into the garden. Originated and introduced to the trade by Kate Brook Nursery, Vermont.

## *Pinus strobus* 'Macopin'

Broad Upright Zone 3 Intermediate 10'h x 8'w Bluish Green ☉

Exuberant cone production, even when young, distinguishes this specimen from other white pine cultivars. The mid-size tree develops an open, irregular habit and broad branches with soft, blue-green foliage. Originated as a witch's broom found by Wm. Gotelli and George Erhle at Macopin, New Jersey.

## *Pinus strobus* 'Mini Twists'

Broad Upright Zone 3 Dwarf 6'h x 4'w Bluish Green ☉

A great fit for the smaller landscape, this Greg Williams selection of the eastern white pine with its small twisted and curvy needles will create an unusual texture in the garden. A much smaller, dwarf version of the large growing *Pinus strobus* 'Contorta,' 'Mini Twists' responds well to annual candle pruning which will encourage an even more compact, full-foliaged small tree.

## *Pinus strobus* 'Niagara Falls'

Spreading Zone 3 Intermediate 6'h x 10'w Green ☉

This handsome, cascading white pine was found as a sport of 'Pendula' and demonstrates a distinct improvement over that familiar landscape tree. The compact, weeping form boasts many draping branches and long, two-tone needles. Every dense, wide specimen develops a unique character and flowing habit that mimics the action of a roaring Niagara Falls. Found by Mike and Ken Yeager of Hickory Hollow Nursery in New York in 1998 while working on a landscape job, this is a distinctive specimen for the discerning client.



*Pinus strobus* 'Louie'



*Pinus strobus* 'Mini Twists'



*Pinus strobus* 'Macopin'



*Pinus strobus* 'Niagara Falls'



ISELI NURSERY

### CONIFER Growth Rate Standards

MINIATURE, Less than 1" per year • DWARF, 1–6" per year  
INTERMEDIATE, 6–12" per year • LARGE, 12" + per year

### SIZE CATEGORIES

BROADLEAF SHRUBS: SMALL, less than 4' tall • MEDIUM, 4–10' tall • LARGE, over 10' tall at garden size  
SPECIALTY TREES: SMALL, less than 15' tall • MEDIUM, 15–25' tall • LARGE, over 25' tall at garden size



## *Pinus strobus* 'Sarah Rachel'

Broad Upright Zone 3 Intermediate 10'h x 8'w Green ☉

Soft, feathery, bright green needles cover a dense branch structure on this special garden plant. Rather nondescript when young, it forms a handsome conical shape in time. Growing much slower than other upright strobis, it fills a niche in the garden that hasn't been available before. Selected by the late Sydney Waxman, early dwarf conifer pioneer.

## *Pinus strobus* 'Stowe Pillar'

Narrow Upright Zone 3 Large 25'h x 6'w Green ☉

Long, slender, feathery, blue-green needles clothe a very narrow upright tree. Much improved over 'Fastigiata', the tight branching makes it resistant to snow damage. This sturdy tree was found by Greg Williams near the Stowe Mountain Ski Resort, Vermont.

## *Pinus sylvestris* 'Albyn Prostrata'

Prostrate Zone 3 Intermediate 2'h x 10'w Green ☉

This vigorous spreader is an excellent groundcover that spills over banks and rambles through garden beds. With maturity, layered branches mound in the center and taper down to the edges. A blue cast adds interest to the thick, green needles of this seedling selection from Albyn Nursery, Newark, Ohio.



*Pinus strobus* 'Sarah Rachel'



*Pinus strobus* 'Stowe Pillar'



*Pinus sylvestris* 'Albyn Prostrata'



## ***Pinus sylvestris* 'Beuvronensis'**

Globe Shaped Zone 3 Intermediate 10'h x 10'w Green ☉

This choice, garden pine starts out a broadly globose bush and develops into a dense, elegant form that is wider than tall. Plants respond well to candle pruning, which enhances the slow-growing pine's density. Discovered as a witch's broom in France and in cultivation for nearly 100 years.

## ***Pinus sylvestris* 'Bonna'**

Broad Upright Zone 3 Large 25'h x 15'w Bluish Green ☉

Exquisite, cinnamon red, peeling bark is shown off to good effect on this new, large cultivar from the Trompenburg Arboretum, Rotterdam, Netherlands. The spicy colored bark, exposed through the tree's open, elegant branch structure, makes a knockout color contrast with its cool, silvery blue needles. Through artistic culture, 'Bonna' can become a uniquely shaped garden tree with stunning character and color. *Artistic Forms Only*

## ***Pinus sylvestris* 'Glauca Nana'**

Globe Shaped Zone 3 Intermediate 10'h x 10'w Bluish Green ☉

Rounded when young, 'Glauca Nana' slowly sprawls out and matures to a wider-than-tall flattened form with age. To maintain a more globe-like shape, candle prune in spring before needles break. This popular Scots pine, green with blue undertones, has been in the trade for many years.

## ***Pinus sylvestris* 'Hillside Creeper'**

Prostrate Zone 3 Intermediate 2'h x 10'w Green ☉

This classy creeper spreads out and forms a flat mesa of layered branches covered with thick, green needles. The vigorous, hardy Scots pine, lighter green in winter, makes an excellent ground covering option for banks or walls or tucked in and around boulders. Found as a seedling by Layne Ziegenfus of Hillside Gardens, Lehigh, Pennsylvania.



***Pinus sylvestris* 'Bonna' – Hindu Pan**



***Pinus sylvestris* 'Beuvronensis'**



***Pinus sylvestris* 'Glauca Nana'**



***Pinus sylvestris* 'Hillside Creeper'**

### CONIFER Growth Rate Standards

MINIATURE, Less than 1" per year • DWARF, 1–6" per year  
INTERMEDIATE, 6–12" per year • LARGE, 12"+ per year

### SIZE CATEGORIES

BROADLEAF SHRUBS: SMALL, less than 4' tall • MEDIUM, 4–10' tall • LARGE, over 10' tall at garden size  
SPECIALTY TREES: SMALL, less than 15' tall • MEDIUM, 15–25' tall • LARGE, over 25' tall at garden size



## *Pinus sylvestris* 'Pumila'

Broad Upright Zone 3 Intermediate 12'h x 8'w Bluish Green ☉

Useful for many landscape situations, 'Pumila' is a medium to large shrub-like Scots pine with a unique, broadly rounded, upright form. The needles have a blue cast and this hardy, durable pine makes an excellent accent or compact screen.

## *Pinus thunbergii* 'Arakawa Sho'

Broad Upright Zone 5 Large 25'h x 15'w Green ☉

Figuratively translated, 'Arakawa' means rough bark. This form of Japanese black pine was selected for its thick corky bark. Our artistically pruned specimens display exposed bark, a desirable feature for special interest in the landscape. Typical of the species, it is tolerant of salt spray and demonstrates resistance to heat and drought. *Artistic Forms Only*

## *Pinus thunbergii* 'Thunderhead'

Broad Upright Zone 5 Intermediate 15'h x 12'w Green ☉

Especially during winter, the eye-catching, brilliant white candles of this popular selection of Japanese black pine create a striking contrast to the thick, glossy, green needles. 'Thunderhead' develops a dense, billowy, cloud-like form that may mature to a form as wide as tall.

## *New Pinus thunbergii* TWISTY™ (TH)

Broad Upright Zone 5 Intermediate Size defined by culture Green ☉

These Japanese black pine seedlings offered in our Fanciful Gardens® line have been trained so their trunks curl in a unique spiral twist.



*Pinus thunbergii* 'Arakawa Sho'  
– Hindu Pan



*Pinus sylvestris* 'Pumila'



*Pinus thunbergii* 'Thunderhead'



## ***Pinus thunbergii* var. *corticosa* 'Hakuho'**

Broad Upright Zone 5 Intermediate 12'h x 8'w Green ☉

The bark on 'Hakuho' develops deep fissures at an early age, giving even a young plant an aged look. A good candidate for artistic pruning to create a Asian aesthetic in the landscape. *Fanciful Gardens®* and *Artistic Forms Only*

## ***Pinus wallichiana* 'Zebrina'**

Broad Upright Zone 5 Large 25'h x 15'w Variegated ☉

This variegated selection of the beautiful Himalayan pine has the same long, thin needles as the species, but with bands of yellow that create a bright effect both close up and viewed from afar.

## ***Pinus x schwerinii* 'Wiethorst'**

Broad Upright Zone 4 Large 20'h x 15'w Green ☉

Loads of long, super-fine, two-color needles produce an airy, delicate quality, while a profusion of handsome, resinous cones adds to the presence of this large, graceful pine. Discovered in Germany as a witch's broom on *Pinus x schwerinii*, a pine hybrid combining *strobis* and *wallichiana*, it gets hardiness from the eastern white pine and grace and extremely long needles from the Himalayan white pine. The outstanding, hardy tree will form a dramatic background or add an outstanding accent to the large landscape. Collector's Conifer of the Year 2014.



*Pinus x schwerinii* 'Wiethorst'



*Pinus thunbergii* var. *corticosa* 'Hakuho' – Hindu Pan



*Pinus wallichiana* 'Zebrina'

### CONIFER Growth Rate Standards


MINIATURE, Less than 1" per year • DWARF, 1–6" per year  
INTERMEDIATE, 6–12" per year • LARGE, 12"+ per year

### SIZE CATEGORIES

BROADLEAF SHRUBS: SMALL, less than 4' tall • MEDIUM, 4–10' tall • LARGE, over 10' tall at garden size  
SPECIALTY TREES: SMALL, less than 15' tall • MEDIUM, 15–25' tall • LARGE, over 25' tall at garden size



## *Podocarpus lawrencei* 'Blue Gem'

Globe Shaped Zone 6 Dwarf 4'h x 6'w Bluish Green 

This shrub-like conifer, the mountain plum pine from Tasmania, is both hardy and exotic. It has thick, blunt foliage like that of a conifer, but instead of cones, it produces lush, red "mountain plums." Arching branches create a rounded, spreading form, and spring growth emerges purple-red, then matures to green, a color that holds through winter. The adaptable, easy plant is an excellent candidate for drier garden sites.

## *Podocarpus nivalis* 'Jalako Red'

Globe Shaped Zone 8 Dwarf 2'h x 3'w Green/Red 

Short wide needles with pointed tips are spirally arranged on stiff erect shoots. Noted for its unique seasonal color transformation; dark green foliage in summer changing to a deep red wine color in winter. Small and compact yet sturdy branching makes this a useful durable color accent in the shrub border or container garden. A seedling selection from Kools Nursery in The Netherlands. Named by nursery owner Nelis Kools, who coined the word **Jalako** in honor of his father **Jan** and mother **Laura Kools**.

## *Podocarpus* x 'Red Tip'

Globe Shaped Zone 7 Dwarf 2'h x 3'w Green/Red 

In late summer, the short, thin, yew-like foliage of this tiny, slow-growing *Podocarpus* puts on a flush of deep red that holds through winter. The rest of the year, rich, deep green foliage spirals up the plant's short stems. The smallest *Podocarpus* available from Iseli Nursery, it makes a charming, spreading addition to smaller, warmer, drier sites.

## PODOCARPUS

The genus *Podocarpus* (plum pine or yew pine) traces its origins to mountain forests in warm, temperate regions. Known to be excellent woody shrubs, *Podocarpus* plants are very useful in dry parts of the garden in full sun or part shade, where they demonstrate good drought tolerance. We offer unusual dwarf, spreading cultivars, chosen for unique colors and, in one case, extended hardiness. These cultivars with wide, flat needles grow slowly into low, mounded shrubs that are amenable to pruning.



*Podocarpus* x 'Red Tip'— Summer



*Podocarpus lawrencei* 'Blue Gem'



*Podocarpus nivalis* 'Jalako Red' – Winter



## *Pseudolarix amabilis*

Broad Upright Zone 5 Large 20'h x 15'w Green ☉

Native to China, this deciduous conifer grows slowly into a large, broad pyramid with open, horizontal branching. As the seasons progress, the delicate, light green foliage of early spring deepens, and in fall the tree bursts into a dazzling gold. Plants appreciate slightly acidic, moist, well-drained soil, and full sun. They are more tolerant of the southeastern U.S. summer heat than true *Larix*. *Limited Availability*

Spring



Autumn



*Pseudolarix amabilis* – Autumn

### CONIFER Growth Rate Standards

MINIATURE, Less than 1" per year • DWARF, 1–6" per year  
INTERMEDIATE, 6–12" per year • LARGE, 12"+ per year

### SIZE CATEGORIES

BROADLEAF SHRUBS: SMALL, less than 4' tall • MEDIUM, 4–10' tall • LARGE, over 10' tall at garden size  
SPECIALTY TREES: SMALL, less than 15' tall • MEDIUM, 15–25' tall • LARGE, over 25' tall at garden size



## *New* ***Pseudotsuga menziesii* 'Bílá Lhota'**

Globe Shaped Zone 4 Dwarf 1.5'h x 1.5'w Bluish Green ☉

A charming dwarf conifer with an irregular, rounded habit and striking powder-blue young needles that gradually deepen into a rich, dark green. This slow-growing ornamental gem reaches approximately 1.5' x 1.5' in ten years, making it a perfect choice for rock gardens or small landscapes. First cultivated around 1965 by the renowned plantsman Mr. Fritsche at the picturesque Bílá Lhota Arboretum in the Czech Republic. *Limited Availability*

## ***Pseudotsuga menziesii* 'Blue'**

Broad Upright Zone 4 Large 25'h x 15'w Blue ☉

If you thought the Colorado spruce was the best blue tree, think again. This blue Douglas fir develops wonderful color and becomes a noble specimen for the spacious landscape or an exciting color contrast, if sited against a backdrop of standard Douglas fir trees or other greenery. The clear blue foliage draws the eye and creates a sense of distance. *Limited Availability*

## ***Pseudotsuga menziesii* 'Graceful Grace'**

Broad Upright Zone 5 Large 25'h x 15'w Green ☉

Vigorous, sturdy branches drape uniformly from each whorl of this, compact weeping tree. Its long, dark green needles, highlighted with an interesting, glaucous cast, radiate outward around the stems and create a lush, full appearance. The dependable, hardy plant, found by Albert Ziegler about 1969 in York County, Pennsylvania, was named for his wife Grace. The original tree, which was planted at Masonic Homes, was destroyed in 2002, but a replacement has been planted there in Albert's memory by his two sons and grandson.

## PSEUDOTSUGA

Commonly known as Douglas fir, *Pseudotsuga menziesii* is an icon of the Pacific Northwest; in fact, Oregon claims the species as its state tree. The cultivars we offer demonstrate some of the variability of the genus: one is as blue as Colorado spruce and others develop into dramatic, sculptural shapes. All thrive in moist, acid soils and love full sun, but they also grow happily in a variety of conditions. Hardiness varies among cultivars.



*Pseudotsuga menziesii* 'Bílá Lhota'



*Pseudotsuga menziesii* 'Blue'



*Pseudotsuga menziesii* 'Graceful Grace'

### CONIFER Growth Rate Standards

MINIATURE, Less than 1" per year • DWARF, 1–6" per year  
INTERMEDIATE, 6–12" per year • LARGE, 12"+ per year

### SIZE CATEGORIES

BROADLEAF SHRUBS: SMALL, less than 4' tall • MEDIUM, 4–10' tall • LARGE, over 10' tall at garden size  
SPECIALTY TREES: SMALL, less than 15' tall • MEDIUM, 15–25' tall • LARGE, over 25' tall at garden size




## **New** *Pseudotsuga menziesii* 'Les Barres'

Narrow Upright Zone 4 Intermediate 12'h x 4'w Green 

'Les Barres' has an irregular upright form with ascending branches that bristle with two-toned green needles backed in silver. This unexpected sculptural statement, found in only a handful of collector's gardens, originated from a witch's broom found in Germany and was named for the Arboretum National des Barres in France. *Limited Availability*

## *Pseudotsuga menziesii* 'Torquis'

Broad Upright Zone 4 Large 25'h x 15'w Green 

 Emerald Twister Douglas Fir has twisting, undulating branches that create a sense of motion and evoke wonder in those who see the prominent, sculptural tree. Rich, dark green needles decorate the magnificent specimen, which makes a dramatic statement in a spacious garden. We are pleased to offer this selection from Pat Wells, Moscow, Idaho.

## *Pseudotsuga menziesii* 'Waggin Tails'

Broad Upright Zone 5 Intermediate 12'h x 8'w Green 

The story of this great selection is full of whimsy. Discovered on Wagon Trail Road adjacent to a dog grooming business called Waggin Tails, this dark green, sweet smelling tree has branches that curve and twist like the wagging tail of a dog. Dark green needles cover an upright full formed tree that grows at a much slower pace than the species forest tree. The unique branching of the waggin' tails will provide lots of interest for garden visitors. Thrives in full sun and moist well-drained soil. *Limited Availability*



*Pseudotsuga menziesii* 'Waggin Tails'



*Pseudotsuga menziesii* 'Torquis'



## *Salix boydii*

Globe Shaped Zone 4 Small Broadleaf 1'h x 1'w Bluish Green 

A natural hybrid found in the mountains of Scotland during the Victorian era, this small, slow-growing, deciduous shrub boasts an erect habit and rounded, silvery gray leaves. As plants age, they develop a gnarly branch structure that lends character to the winter scene. Part of Iseli Nursery's Fanciful Gardens® collection, the compact willow adds color, texture and form to small spaces, troughs or containers. Said to be tolerant of many challenges, including deer, drought, pollution, and salt. *Fanciful Gardens® Only*

## SALIX

Willows come in a variety of forms from large trees to small deciduous shrubs. All thrive in moist soils and will tolerate poor drainage. Not all have the fuzzy male catkins commonly known as pussy willows, but have other features including branch work and leaf color to make them appealing in the landscape.



*Salix boydii*

### CONIFER Growth Rate Standards

MINIATURE, Less than 1" per year • DWARF, 1-6" per year  
 INTERMEDIATE, 6-12" per year • LARGE, 12"+ per year

### SIZE CATEGORIES

**BROADLEAF SHRUBS:** SMALL, less than 4' tall • MEDIUM, 4-10' tall • LARGE, over 10' tall at garden size  
**SPECIALTY TREES:** SMALL, less than 15' tall • MEDIUM, 15-25' tall • LARGE, over 25' tall at garden size



## *Sciadopitys verticillata* 'Green Star'

Narrow Upright Zone 5 Intermediate 12'h x 6'w Green 

Comparatively short, succulent, dark green, glossy needles radiate outwardly in a distinctive star-like pattern on the short, stocky branches of this slow growing tree. Winter hardiness, sturdy form, unique texture and vibrant foliage all make this selection of Japanese umbrella pine worthy of a place in most any garden. Excellent as a single featured specimen or planted in pairs in a more formal setting.

## *Sciadopitys verticillata* 'Joe Kozey'

Narrow Upright Zone 5 Large 20'h x 6'w Green 

Narrower than the species, 'Joe Kozey' is an extraordinary cultivar that stands out from the rest. It withstands snow loads much better because its branches are sturdier and they are held more tightly to the trunk than other types. At maturity, the slow-growing Japanese umbrella pine becomes a large, spire-like tree. A selection from Sydney Waxman, University of Connecticut.

## SCIADOPITYS

The exquisite Japanese umbrella pine, *Sciadopitys verticillata*, belongs to a genus of only one species that claims history dating to the days of dinosaurs. Trees display whorls of needles that resemble the spokes of an umbrella and account for the tree's common name. In recent decades, plantsmen have selected unique forms with striking foliage and superior habits, and we are excited to bring these slow-growing, ornamental forms to our customers. Plant them in rich, acidic soil in full sun or partial shade, where you can appreciate the distinctive character they afford landscapes and gardens.



*Sciadopitys verticillata* 'Green Star'



*Sciadopitys verticillata* 'Joe Kozey'



## *Sciadopitys verticillata* 'Picola'

Broad Upright Zone 5 Dwarf 4'h x 3'w Green 

Dense and compact, this slower growing form of Japanese umbrella pine is perfect for the patio garden. Shorter, thinner needles on short shoots account for an overall bushy habit. Of all the dwarf types we've trialed it maintains the darkest green, resulting in a very rich look. Full sun to partial shade and well-drained soil is preferred. Chosen in 2012 as the Collector's Conifer of the Year by the American Conifer Society.

## *Sciadopitys verticillata* 'Propeller'

Broad Upright Zone 5 Intermediate 12'h x 8'w Green 

Glossy green needles are relatively thin and arch with a bit of a twist to remind us of a plane propeller. A medium-sized tree with compact growth, 'Propeller' maintains a solid green all year around. Originating as a selection from Germany, we're excited about this new offering as it's dense form will be an asset in many garden situations. Best in rich, acidic soil that is well-drained. Tolerates full sun and partial shade.

## *Sciadopitys verticillata* 'Winter Green'

Broad Upright Zone 5 Large 20'h x 15'w Green 

'Winter Green' is an improved cultivar with size and shape similar to the species. As the name indicates, the beautiful foliage retains its dark, glossy green through winter. A seedling selection from Sydney Waxman, University of Connecticut.



*Sciadopitys verticillata* 'Picola'



*Sciadopitys verticillata* 'Winter Green'



*Sciadopitys verticillata* 'Propeller'



## ***Sequoiadendron giganteum* 'Glaucum'**

Narrow Upright Zone 6 Large 25'h x 12'w Bluish Green ☉

This large, giant redwood cultivar grows more slowly than the species and maintains a more narrow form. Alone or with others in a cluster or a line, it makes a majestic, bluish green windbreak, privacy screen or striking backdrop.

## ***Sequoiadendron giganteum* 'Pendulum'**

Narrow Upright Zone 7 Large 25'h x 6'w Green ☉

On a frosty Halloween night, you might imagine spooky eyes on this unforgettable garden personality. In daylight, the adaptable "Dr. Seuss" tree seems more friendly, with welcoming arms decked out with curtains of foliage. The main trunk grows mostly upright; then it will dip, droop, and grow upright again. Secondary branches also bob and weave, giving the tree apparent movement. Thick drapes of rich, green foliage conceal bark that is thick and fire resistant.

## ***Sequoiadendron giganteum* 'Philip Curtis'**

Narrow Upright Zone 6 Large 20'h x 10'w Green ☉

Enjoy the beauty of the giant redwood in a common landscape. With a narrow form, this selection grows slightly slower than 'Glaucum' and has pleasant medium green foliage. Native to the Sierra Nevada mountains, the species is most adapted to regions with dry summers and wet winters and is known for its fire resistant bark that is deeply furrowed on mature trees. Thrives in full sun and well-drained soil.

*Limited Availability*

## ***Sequoiadendron giganteum* 'Von Martin'**

Broad Upright Zone 6 Intermediate 10'h x 8'w Green ☉

Growing at approximately ¼ the growth rate of the giant species, 'Von Martin' is a perfectly shaped, garden-sized selection that will provide all the charm and beauty of the North American native tree in a manageable size. Its compact pyramidal form is densely clothed in soothingly scented green foliage. Use as a single, conversation starting specimen or plant in groupings to create your own dwarf redwood forest. Grow in full sun. *Limited Availability*

## SEQUOIADENDRON

Cultivars of the majestic, fast-growing *Sequoiadendron giganteum* (giant sequoia) include beautiful variations on a theme. Some forms of the dramatic, broadly pyramidal redwood giants are smaller than the species and some boast desirable blue foliage and full size for the landscape. Others in the genus are amazing — and amusing — pendulous trees, those Dr. Seuss types that grow into unique botanic sculptures. All the selections we offer are virtually carefree, when given moist soil and moderate climates, and they develop good drought tolerance when established.



***Sequoiadendron giganteum* 'Glaucum'**



***Sequoiadendron giganteum* 'Philip Curtis'**



***Sequoiadendron giganteum* 'Von Martin'**



***Sequoiadendron giganteum* 'Pendulum'**



## ***Stewartia koreana***

Broad Upright Zone 5 Medium Tree 20'h x 15'w Green 

This extraordinary Korean stewartia shares the renowned beauty and ornamental features of the more familiar *Stewartia pseudocamellia*: habit, leaf, and silvery winter bark that exfoliates with maturity. In addition, it boasts a more vigorous habit and glossier leaves that turn brilliant red in fall, producing exquisite four-season interest.

## ***New Stewartia koreana 'Bashful' Iseli®***

Upright Zone 5 Small Tree 3'h x 3'w Green 

A true dwarf shrub with a naturally compact habit, the subtle beauty of this plant improves with time and age. Graceful zig-zag branches are tipped with prominent pointed buds in winter, and green leaves emerge tinged with red-purple tones in spring. While a little shy to flower in summer, the white camellia-like blooms that do appear, open with a pink blush. Fall color arrives late in the season, bringing a blaze of red. Our decade-old specimens are too young to show bark qualities, but we expect that they will develop the multicolored flaking bark of the species with time. *Limited Availability*

## ***Stewartia pseudocamellia***

Broad Upright Zone 5 Medium Tree 25'h x 12'w Green 


The Japanese stewartia wows in every season. July brings 2-3" white flowers, whose tissue paper-like petals cup golden centers fringed with orange anthers. Weeks of continuous bloom from this stunning floral display cannot rival the tree's spectacular multicolor exfoliating bark, which peels off in plates to reveal shades of silver, orange, and red-brown. Branching that begins low on the trunk contributes to its pyramidal form, and the fall color is a flaming burgundy red. This tree prefers light shade in hot and humid areas and moist, well-draining, acidic soil.

## STEWARTIA

An excellent choice for dramatic understory interest, these delicate trees deserve a starring role in the landscape. They show off camellia-like flowers in early summer, outstanding color in fall, and gorgeous, peeling bark on distinctive branches in winter. Treat them well with part shade and moist, acid soil that is high in organic matter.



Autumn



Summer



*Stewartia koreana 'Bashful' Iseli®*



*Stewartia pseudocamellia*



## *Taxodium distichum* 'Peve Minaret'

Narrow Upright Zone 5 Intermediate 10'h x 6'w Green 

This naturally dwarf tree, selected in the Netherlands by Pete Vergeldt, is an introduction with immense horticultural value. The dense, compact spire has soft, rich-green foliage that begs to be touched. In autumn, the fine, almost feathery needles change to red-brown and hold for weeks. In winter, beautifully tiered branches that point up at the tips give the small tree added elegance and character. The deciduous conifer can be kept small and narrow with hard late-winter pruning, if desired. Widely adaptable for both northern cold and southern hot areas.

## TAXODIUM

Members of the genus *Taxodium*, the bald and pond cypress are deciduous conifers that thrive in very wet places, including swamps. Finely textured needles change from green to rich russet in fall, and then drop, showing off striking bark and round leathery cones. The cultivars we offer, chosen for appealing color, growth rate and form, are tough plants that work in virtually any type of soil, except alkaline. Although denizens of the swamp, these selections also grow well in areas that aren't soggy, and they perform as beautiful ornamental landscape features, given adequate moisture.



*Taxodium distichum* 'Peve Minaret'



### CONIFER Growth Rate Standards

MINIATURE, Less than 1" per year • DWARF, 1–6" per year  
INTERMEDIATE, 6–12" per year • LARGE, 12"+ per year

### SIZE CATEGORIES

BROADLEAF SHRUBS: SMALL, less than 4' tall • MEDIUM, 4–10' tall • LARGE, over 10' tall at garden size  
SPECIALTY TREES: SMALL, less than 15' tall • MEDIUM, 15–25' tall • LARGE, over 25' tall at garden size



## *Taxus baccata* 'Bultinck Orange Beauty'

Narrow Upright Zone 5 Dwarf 8'h x 1'w Yellow 

An extremely narrow form with outstanding color. The exposed foliage is yellow, changing to an amber, orange tinged color in winter. The slender habit makes it a good choice for tight garden spaces needing a spot of color. Typical of the species, it is tolerant of many soil types, preferring moist, well-drained sandy loam in sun or shade.

## *Taxus baccata* 'Fastigiata Micro'

Narrow Upright Zone 5 Dwarf 4'h x 1'w Green 

Rich, dark green needles cover this extremely narrow dwarf pillar. The needles are attached to the stem with a slight twist, so when looking down on a shoot you see a spiral of foliage that makes for a very full and dense looking plant even though so very slender. Originated as a seedling selected by Erwin Carstens of Germany in 1982.

## *Taxus baccata* 'Goldener Zwerg'

Narrow Upright Zone 5 Dwarf 6'h x 3'w Variegated 

This refined selection features premium golden yellow foliage that turns a rich dark green in winter. Slow growth and a very compact, neat and tidy form. Growing just a few inches per year, this very narrow column with its compact, neat, and tidy form will fit in small garden spaces adding stunning color and vertical accent to rock gardens, miniature theme gardens and even containers on the balcony or patio. The occasional light pruning will help encourage the most formal form.



*Taxus baccata* 'Bultinck Orange Beauty'



*Taxus baccata* 'Fastigiata Micro'



*Taxus baccata* 'Goldener Zwerg'

## TAXUS

Yew is the well-known, adaptable garden standard that conforms well to shearing and shaping, is easy to grow, durable and shade tolerant. The selections grown by Iseli Nursery share these characteristics; in addition, they are unusual and uncommon, unique and rare. Green or golden, dwarf or mid-size, these pest-free yews will grow on you. Ample moisture and rich soil produce best results.



## ***Taxus baccata* 'Green Column'**

Narrow Upright Zone 5 Dwarf 6'h x 2'w Green 

Extremely dark green needles and an extremely narrow habit are distinctive features of this English yew. The short, broad needles are blunt-tipped and held at wide angles in a radial arrangement providing a good covering of the thick woody stems. Slow growing, it prefers moist, well-drained soil in sun to light shade. Discovered at Jeddelloh Nursery, Germany. *Limited Availability*

## ***Taxus baccata* 'Green Diamond'**

Broad Upright Zone 5 Dwarf 6'h x 4'w Green 

Bright green new growth contrasts sharply against the mature needles that are a dark glossy green on top and a paler green underneath. Characteristic of the English yew, the needles are spirally arranged around the shoots. Small berry-like fruit are a bonus attraction to this plant that grows wider than tall. Does well in shade so it is a perfect understory plant.

## ***Taxus cuspidata* 'Amersfoort'**

Broad Upright Zone 5 Dwarf 6'h x 4'w Green 

'Amersfoort' produces short, flat, oval needles that are unusual for a yew. It develops stiff, dark green, outward-spreading branches that form an attractive, slow-growing shrub. Adds an interesting texture to the collector's garden.

## ***Taxus cuspidata* 'Dwarf Bright Gold'**

Spreading Zone 4 Intermediate 6'h x 12'w Yellow 

Each soft yellow needle has a bright green striation along its length, which produces a great color combo. The mid-size conifer has an upright branching habit that is wider than tall. Although very hardy, the foliage appreciates protection from scorching summer sun.



***Taxus baccata* 'Green Column'**



***Taxus baccata* 'Green Diamond'**




***Taxus cuspidata* 'Dwarf Bright Gold'**



***Taxus cuspidata* 'Amersfoort'**



## *Taxus cuspidata* 'Nana Aurescens'

Spreading Zone 4 Dwarf 2'h x 8'w Yellow 

New growth on this low-growing, Japanese yew bursts on the scene in a splash of brilliant goldenrod. Since second-year foliage goes dark green, each year's new growth makes another dramatic splash of color when it emerges. The shade tolerant, adaptable, colorful conifer has a wider-than-tall, spreading habit.

## *Taxus x media* 'Beanpole'

Narrow Upright Zone 4 Intermediate 10'h x 2'w Green 

Dark green, coarse foliage on strictly upright branches create a useful form. This supremely narrow, slow growing conifer will add an architectural presence to the garden. Like an ancient Roman pillar, 'Beanpole' can be used to delineate space or add formality, either in containers or planted in the ground. Light shade is best but can tolerate full sun and loves evenly moist, well-drained soil.




*Taxus cuspidata* 'Nana Aurescens'



*Taxus x media* 'Beanpole'



## *Thuja koraiensis* 'Glauca'

Broad Upright Zone 4 Large 20'h x 15'w Bluish Green 

Large flat sprays of dusty blue foliage with bright white stomatal bands on the undersides provide a unique color element for the landscape. The branches are scattered along the main trunk and droop in a random fashion, providing an open informal habit. Korean arborvitae is best in full sun but will appreciate some afternoon shade in hot climates. Moist, well-drained soil is preferable as it is intolerant of drought conditions.

## *Thuja occidentalis* 'Autumn Moon'

Globe Shaped Zone 4 Dwarf 3'h x 3'w Yellow 

This bright canary yellow ball is an element that can't be overlooked when taking a stroll through the garden or looking from afar. The uniform, upright, fan-like foliage produces a dense and tidy globe. Can be used planted in a row to make a stunningly colorful border or for individual color spots throughout the landscape.

## *Thuja occidentalis* 'DeGroot's Spire'

Narrow Upright Zone 3 Intermediate 15'h x 3'w Green 

This American arborvitae has it all: habit, color and texture. It combines a narrow, columnar form with thick, ruffled, medium green foliage and branchlets that occasionally twist and layer over one another. Use the seedling selection from Sheridan Nursery, Ontario, Canada as a single explanation point, in a grouping or lined up for tall screening in tight spaces. Hardy, durable and adaptable to many conditions.

## THUJA

*Thuja occidentalis*, known as arborvitae or "tree of life," and *Thuja plicata*, the western red cedar, are hardy, durable and adaptable conifer species that develop great natural variation, resulting in many new and exciting cultivars. These minimal-maintenance plants, available in many colors, shapes and growth rates, perform well in a variety of garden situations, from screens and hedging to distinctive focal points. Both species tolerate some shade and a wide range of soil types, and *T. plicata* shows some resistance to deer.



*Thuja koraiensis* 'Glauca'



*Thuja occidentalis* 'Autumn Moon'



*Thuja occidentalis* 'DeGroot's Spire'



## *Thuja occidentalis* 'Filiformis'

Broad Upright Zone 3 Dwarf 6'h x 6'w Green ☉

The hardy Threadleaf Arborvitae grows slowly with long, thick, bright green to yellow thread-like foliage, filling out its narrow silhouette with tons of interest. Plant several in a row to create a wispy wall or feature 'Filiformis' as a single specimen, it will add unique texture and whimsy wherever it is placed.

## *Thuja occidentalis* 'Golden Blush'

Narrow Upright Zone 4 Intermediate 15'h x 8'w Yellow ☉

A vigorous but compact yellow selection of arborvitae. Bright yellow exterior foliage contrasts nicely against the dark green, older, interior foliage, providing a nice two-toned look. With a feathery appearance, the light-colored foliage is extremely resistant to burn. The narrow upright form provides colorful hedge or screen material for exposed spaces.

## *Thuja occidentalis* 'Golden Globe'

Broad Upright Zone 3 Dwarf 6'h x 4'w Yellow ☉

True to its name, this golden yellow arborvitae has soft, colorful foliage. Unlike its name, though, the mid-size plant isn't really globe-like. Instead, it has a uniform, upright, broad profile. It works well in landscapes that call for intermediate size, reliable form and contrasting color. Hardy, durable and adaptable to many conditions.

## *Thuja occidentalis* 'Golden Tuffet' Iseli®

Globe Shaped Zone 3 Dwarf 3'h x 4'w Yellow ☉

This pillow-shaped tuffet grows wider than tall, reminiscent of a mushroom cap. The golden orange foliage has an unusual braided texture sure to invite closer inspection. Hardy, durable and adaptable to all soil types and tolerates full sun to part shade.



*Thuja occidentalis* 'Golden Blush'



*Thuja occidentalis* 'Filiformis'



*Thuja occidentalis* 'Golden Tuffet' Iseli®



*Thuja occidentalis* 'Golden Globe'





## *Thuja occidentalis* 'Hetz Midget'

Globe Shaped Zone 3 Dwarf 3'h x 3'w Green ☉

A dense, rounded plant, this slow-growing selection boasts vertical sprays of tight, green, lacy foliage with bronze tones in winter. It stays small enough and grows slowly enough to be useful even in little gardens. From a seedling raised by Frank R. Hetz around 1930; introduced in 1942. Hardy, durable and adaptable to many conditions.

## *Thuja occidentalis* 'Hetz Wintergreen'

Narrow Upright Zone 3 Large 25'h x 6'w Green ☉

An alternative to American arborvitae trees that take on bronzy winter tones, this durable green selection stays green. For a fast, reliable, green privacy screen or an attractive, conical green accent, this adaptable, hardy tree will fill the bill.

## *Thuja occidentalis* 'Holmstrup'

Narrow Upright Zone 3 Intermediate 15'h x 4'w Green ☉

This well-known, compact arborvitae is popular for dark green, vertical sprays of foliage that stay green all year. It has a rugged, conical form, and since plants grow relatively slowly and stay mid-size, they are great for places with limited space and a need for green. The extremely hardy Danish selection that was introduced in 1951 is durable and adaptable.

## *Thuja occidentalis* 'Jantar' PP22,296

Narrow Upright Zone 4 Intermediate 15'h x 3'w Yellow ☉

'Jantar' is an exciting new brilliant yellow beacon from Poland that Iseli Nursery is proud to offer as part of our plant line. The eye popping yellow on this version of emerald arborvitae becomes a warmer amber tone during winter, hence the name 'Jantar,' Polish for amber. With the same narrow upright habit as its popular green parent, this selection will add dramatic color to the landscape as a focal plant or privacy screen. Selected by Jakub Jablonski of Poland and introduced to the U.S. by Breederplants. Collector Conifer of the Year 2016. Asexual reproduction prohibited without license.



*Thuja occidentalis* 'Hetz Midget'



*Thuja occidentalis* 'Jantar' PP22,296



*Thuja occidentalis* 'Hetz Wintergreen'




*Thuja occidentalis* 'Holmstrup'



## New *Thuja occidentalis* 'Kelsoki Spire' Iseli®

Narrow Upright Zone 4 Intermediate 10'h x 3'w Green ☉

 Not your average arborvitae! The name is a mashup of Kelso Road, where the original seedling was found, and Hinoki cypress, which it resembles. This columnar conifer has scalloped fans of beautiful deep green summer foliage, but it thrives in colder climates a Hinoki won't tolerate. Its narrow shape, moderate growth rate, and ease of care make this elegant specimen a versatile addition to a multitude of landscapes. Use alone as a sculptural accent or group to create a utilitarian yet sophisticated screen.


## *Thuja occidentalis* Mr. Bowling Ball® ('Bobazam')

Globe Shaped Zone 3 Dwarf 6'h x 6'w Green ☉

This silvery-green, dwarf arborvitae looks like an oversized bowling ball, except for its fine, almost lacy, texture. Actually, it is a reliable, mid-size, spherical bush that has many uses in the landscape. A Lake County Nursery 'Zam' introduction from Linesville, Pennsylvania, it is hardy, durable and adaptable to many conditions.

## *Thuja occidentalis* Primo® ('IslPrim')

Narrow Upright Zone 4 Dwarf 4'h x 1'w Green ☉

 Rich, deep green summer color combines with the compact textural foliage and naturally sculpted spire-like shape making this new selection an unexpected breakthrough for the hardy common arborvitae. With a muted green winter color, a very young tree has proportions perfect for mini-scapes or container gardening. As it ages, an elegant small tree develops. The natural character as a specimen is the finest quality a conifer can offer the landscape in either cold or moderate climates, reasons for being selected Collector's Conifer of the Year 2017. Primo! A recent addition to the Jean Iseli Signature Series. *Jean*



*Thuja occidentalis* 'Kelsoki Spire' Iseli®



*Thuja occidentalis* Primo® ('IslPrim')



*Thuja occidentalis* Mr. Bowling Ball® ('Bobazam')

### CONIFER Growth Rate Standards

MINIATURE, Less than 1" per year • DWARF, 1–6" per year  
INTERMEDIATE, 6–12" per year • LARGE, 12"+ per year


### SIZE CATEGORIES

BROADLEAF SHRUBS: SMALL, less than 4' tall • MEDIUM, 4–10' tall • LARGE, over 10' tall at garden size  
SPECIALTY TREES: SMALL, less than 15' tall • MEDIUM, 15–25' tall • LARGE, over 25' tall at garden size



## *Thuja occidentalis* 'Rushmore'

Narrow Upright Zone 3 Large 25'h x 6'w Green ☉

 This compact, narrow, upright arborvitae stays reliably green, even when subjected to the harsh cold and cutting wind of South Dakota winters. A seedling selection grown by Norm Evers of South Dakota State University, it tolerates the bitter conditions of that state's winters better than other upright options. Tough and adaptable.

## *Thuja occidentalis* 'Smaragd'

Narrow Upright Zone 4 Intermediate 15'h x 3'w Green ☉

Commonly known as Emerald Arborvitae, this selection from Denmark is deservedly popular for its narrow, uniform habit and glossy, green foliage in summer and winter. A hit since its introduction, it also displays resistance to spider mites. Hardy, durable and adaptable to many conditions.

## *Thuja occidentalis* 'Zmatlik'

Narrow Upright Zone 3 Intermediate 15'h x 4'w Green ☉

'Zmatlik' is a hardy, adaptable American arborvitae with a comfortable columnar habit, good color and fine texture. Its foliage resembles the thick, ruffled foliage of 'Degroot's Spire,' but it has a smaller scale and a darker color. Its upright form develops slowly to makes a great focal point or privacy screen. Found as a seedling by Mr. Zmatlik in the Czech Republic in 1984.



*Thuja occidentalis* 'Rushmore'



*Thuja occidentalis* 'Smaragd'



*Thuja occidentalis* 'Zmatlik'



## *Thuja (syn. Platycladus) orientalis 'Franky Boy'*

Broad Upright Zone 5 Dwarf 6'h x 4'w Yellow ☉

Filaments of lemon yellow foliage jutting out from a lime green interior move and sway with the slightest breeze creating an airy texture and great color contrast to other garden plants. You can have the effects of ornamental grasses without winter die-back, resulting in a garden with 12 Months of Color.® Light shearing will encourage a formal, compact form and provide a proliferation of bright and colorful foliage. Plant in full sun for best color. 2018 Collector's Conifer of the Year.

## *Thuja (syn. Platycladus) orientalis 'Morgan'*

Broad Upright Zone 5 Dwarf 4'h x 3'w Yellow ☉

Colorful and wonderful sums up this selection of Oriental arborvitae. Lime green in summer turning to a purple bronze in fall, then amber to deep orange in winter. Flat fans of juvenile foliage are held vertically and are very dense so only the outer edge is seen. The result is a circle of soft foliage around an upright growing plant. Originating in Australia, it enjoys moist, well-drained soil.

## *Thuja plicata Forever Goldy ('4ever' PP19,267)*

Narrow Upright Zone 5 Large 25'h x 12'w Yellow ☉

With intense yellow foliage that stays bright all season and through the winter, this plant is truly forever gold. Being both heat and drought tolerant, it is highly resistant to burn. Fast growing but compact, it serves excellently as a low maintenance hedge or screen. Definitely an eyecatcher in the garden. Asexual reproduction prohibited without license.

## *Thuja plicata 'Gruene Kugel'*

Globe Shaped Zone 5 Dwarf 3'h x 4'w Green ☉

'Gruene Kugel' is a slow growing, globe-shaped mound with thick, coarse looking foliage. The rich, dark green color of this western red cedar is accentuated in the winter when bronze colored foliage tips appear. It is unique to have such a compact looking plant with such heavy textured foliage. Useful as a low hedge or border in full sun.



*Thuja (syn. Platycladus) orientalis 'Franky Boy'*



*Thuja (syn. Platycladus) orientalis 'Morgan'*



*Thuja plicata Forever Goldy ('4ever' PP19,267)*



*Thuja plicata 'Gruene Kugel' – Summer*



## *Thuja plicata* 'Hogan'

Broad Upright Zone 5 Large 25'h x 12'w Green 


A narrow, dense form of the native western red cedar, 'Hogan' was named for the original stand of trees growing along Hogan Road in Gresham, Oregon. With ample space, this fast growing form is excellent where a large screen is desired. Dark green sprays of sweetly scented foliage are a favorite with local wreath crafters.

## *Thuja plicata* 'Lucky Find' Iseli®

Broad Upright Zone 5 Intermediate 20'h x 15'w Yellow 

Found as a volunteer seedling on the nursery by our retired gardener, Hugh Ferrar, while working in the container yard across the road from where a large *Thuja plicata*, believed to be the mother tree, had stood. The tree declined and produced millions of cones to be dispersed around the area by the wind. This seedling is quite colorful with yellow tips on green sprays of foliage. Winter changes the green to a very dark purple-brown while the yellow tips continue to reflect off the darker foliage. The graceful branching and coloring serves well as a specimen or is amenable to shearing to form a bright hedge or screen. Truly a "lucky find."

## *Thuja plicata* 'Virescens'

Narrow Upright Zone 5 Large 25'h x 12'w Green 

This upright western red cedar becomes a tall, tight, pyramid with up-reaching branches and a slightly narrower habit than the species. Its dark green foliage, which stays green all year, is so glossy that it seems to glisten. Trees prefer moist, well-drained soil in full or partial sun. Some deer resistance.



*Thuja plicata* 'Hogan'



*Thuja plicata* 'Lucky Find' Iseli®




*Thuja plicata* 'Virescens'



## *Thuja plicata* 'Whipcord'

Globe Shaped Zone 5 Dwarf 4'h x 4'w Green 

 The unusual foliage on this low, mop-head-like plant consists of long, thick, glossy tendrils that suggest Independence Day fireworks. Unlike the species, which is a giant forest tree, the many branches seem to explode upward and send sparks cascading in all directions. Green in summer, the foliage changes to bronze in winter, matching the richly colored wood. Every garden can accommodate the small, dynamic conifer that demonstrates some deer resistance. Found in a seedbed of western red cedar at Drakes Crossing Nursery, Silverton, Oregon.


## *Thuja plicata* x *standishii* 'Green Giant'

Broad Upright Zone 5 Large 40'h x 16'w Green 

'Green Giant' is one of the fastest growing conifers, putting on up to 3' in a year. It is excellent for screening in large landscapes and parks, and it has a rich green summer color. This easy going hybrid does well in full sun or part shade and is adaptable to many soil types, including sand and heavy clay. From Denmark, via the US National Arboretum.

## *New Thuja plicata* x *standishii* Green Screen® ('INGGSP' PP#35,388)

Narrow Upright Zone 5 Large 10'h x 3'w Green 

 This sport of 'Green Giant' grows half as fast as its parent while maintaining a far narrower silhouette, making it an ideal option for privacy screening where rapid coverage is needed. Clad in feathery sprays of lush green, fragrant foliage, Green Screen™ has an elegantly slender form and tapers to a spire-like tip without pruning.

On Standard



*Thuja plicata* 'Whipcord'



*Thuja plicata* x *standishii* 'Green Giant'



*Thuja plicata* x *standishii* Green Screen® ('INGGSP' PP#35,388)

### CONIFER Growth Rate Standards

MINIATURE, Less than 1" per year • DWARF, 1–6" per year  
INTERMEDIATE, 6–12" per year • LARGE, 12" + per year

### SIZE CATEGORIES

BROADLEAF SHRUBS: SMALL, less than 4' tall • MEDIUM, 4–10' tall • LARGE, over 10' tall at garden size  
SPECIALTY TREES: SMALL, less than 15' tall • MEDIUM, 15–25' tall • LARGE, over 25' tall at garden size



## *New* ***Thujaopsis dolabrata* var. *hondae***

Broad Upright Zone 5 Intermediate 15'h x 12'w Green 

The variety of common names this species goes by (Hiba arborvitae, elkhorn cedar, and lizard tree) speaks to the fascination its distinctive foliage inspires. Flattened fernlike branchlets are clad in shiny green, thick scale-like leaves, each of which has a curved shape like an antler and is marked with thick white stomatal bands on the reverse. The Hondae variety is native to the cool, moist forests of northern Japan and adapts to full sun or partially shaded sites. Shrubby when young, it will eventually develop a leader and develop into a full sized, pyramidal tree. *Limited Availability*



*Thujaopsis dolabrata* var. *hondae*

### CONIFER Growth Rate Standards

MINIATURE, Less than 1" per year • DWARF, 1–6" per year  
 INTERMEDIATE, 6–12" per year • LARGE, 12"+ per year

### SIZE CATEGORIES

**BROADLEAF SHRUBS:** SMALL, less than 4' tall • MEDIUM, 4–10' tall • LARGE, over 10' tall at garden size  
**SPECIALTY TREES:** SMALL, less than 15' tall • MEDIUM, 15–25' tall • LARGE, over 25' tall at garden size



## ***Tsuga canadensis* 'Abbott's Pygmy'**

Globe Shaped Zone 4 Dwarf 2'h x 2'w Green 

Don't step on this mini-conifer, which is among the smallest of any in the genus. Site it where the tiny globe with its miniature, dark green leaves will be easy to see, in a trough, rock garden or raised bed. Despite its diminutive size, the plant is tough and hardy, but it does appreciate protection from hot afternoon sun. *Fanciful Gardens® Only*

## ***Tsuga canadensis* 'Albospica'**

Broad Upright Zone 4 Intermediate 12'h x 8'w Variegated 

This lovely, open hemlock has been cultivated and enjoyed since 1866. Its foliage has snowy white tips that contrast dramatically against the mature, dark green needles. A single tree contributes a large, elegant flash of brilliance to brighten the shade garden.

## ***Tsuga canadensis* 'Ashfield Weeper'**

Weeping Zone 4 Large Size Defined by Culture Green 

The long, arching branches of this erect, irregularly-shaped canadensis have pendulous branchlets covered with lots of dark-green needles that are bigger than those of the species. The tree's smooth, gray bark combines with its swooping branches, draping branchlets and small cones and buds to create a uniquely elegant look in the landscape. Use it as a specimen to anchor a formal bed or entry planting. *Limited Availability*

## ***Tsuga canadensis* 'Aurea Compacta'**

Broad Upright Zone 4 Dwarf 6'h x 4'w Yellow 

This slow-growing hemlock produces graceful tiers of branches in an open, architectural form with outer needles that turn brilliant yellow where the sun hits them. The tree, which tolerates shade, will be a bright courtyard shrub or a dramatic understory tree, especially with protection from hot, dry extremes. *Limited Availability*



*Tsuga canadensis* 'Abbott's Pygmy'



*Tsuga canadensis* 'Albospica'



*Tsuga canadensis* 'Aurea Compacta'

## TSUGA


Hemlocks comprise a genus of graceful, finely textured evergreen trees, from which we offer an exciting assortment of garden-worthy cultivars from five species. These elegant selections, many of them dwarf and slow growing, perform best in cool, moist northern climates, where they tolerate shade and appreciate well drained, acidic soil. Choice cultivars offer a range of options: brightly colored foliage, some with frosty tips; pyramidal, mounding and irregular shapes; and sizes for small and large spaces. They also respond well to shearing.



*Tsuga canadensis* 'Ashfield Weeper'



## *Tsuga canadensis* 'Cole's Prostrate'

Prostrate Zone 4 Dwarf ½'h x 4'w Green 

An outstanding, underutilized hemlock, this spreading cultivar has stiff main branches that knuckle under and bend downwards to create a truly prostrate form. Gnarly interior branches show off the plant's silver bark, which adds dimension to the exceptional, low plant. Use the garden gem to drape over or around stones or walls in a site with partial shade.


## *Tsuga canadensis* 'Dawsoniana'

Broad Upright Zone 4 Intermediate 12'h x 8'w Green 

Extremely attractive tufts of short, bright green needles give the gracefully arching shoots of this compact, multi-stemmed plant a dense look. Selected by Jackson Dawson at the Hunnewell Arboretum in 1927, it grows slowly, but attains a full, bushy form. Among the most attractive of the wide-leaved cultivars.

## *Tsuga canadensis* 'Forest Fountain'

Broad Upright Zone 4 Intermediate 10'h x 8'w Green 

 A small, pyramidal tree with deep green foliage, this selection has branches that arch upward in the shape of a fountain. Plant the extraordinary sculptural plant as a focal point or as part of an informal grouping. Found by John Mitsch, Aurora, Oregon.



*Tsuga canadensis* 'Cole's Prostrate'



*Tsuga canadensis* 'Dawsoniana'



*Tsuga canadensis* 'Forest Fountain'



## *Tsuga canadensis* 'Gentsch White'

Globe Shaped Zone 4 Intermediate 10'h x 10'w Variegated 


Brighten a shady spot with this variegated, globose shrub. Its creamy white branch tips are especially intense in fall and winter, and an annual shearing will maintain a compact habit and encourage new, white growth. From Otto Gentsch, Long Island, New York.

## *Tsuga canadensis* 'Golden Splendor'

Broad Upright Zone 4 Large 25'h x 15'w Yellow 

This graceful, elegant, fast-growing Canadian hemlock resembles the species in all but color: this one, introduced by John Mitsch, Aurora, Oregon, is golden. Unlike other golden cultivars, it tolerates full sun and produces brighter color with more exposure. 'Golden Splendor' makes a dramatic specimen tree or it can be sheared into a golden hedge.

## *Tsuga canadensis* 'Gracilis'

Spreading Zone 4 Dwarf 1½'h x 3'w Green 

The spreading shoots of this low hemlock produce a broad, flat-top effect, so it makes a good understory addition to mixed borders. Densely packed, bright, new needles erupt on the slow-growing, uniform plant in spring. Often improperly called 'Gracilis Nana' or 'Nana Gracilis.'

## *Tsuga canadensis* 'Green Lace'

Broad Upright Zone 4 Dwarf 8'h x 6'w Green 

Tiny green needles are held close and are widely spaced along thin tan stems. The open airy habit gives the impression of delicate lacework. Works well when used as a backdrop in a smaller space as the texture doesn't overpower other plant material. Wherever it calls home, be sure to provide moist, well-drained soil and a bit of shade from scorching summer sun. *Limited Availability*



*Tsuga canadensis* 'Gentsch White'



*Tsuga canadensis* 'Golden Splendor'



*Tsuga canadensis* 'Gracilis'



*Tsuga canadensis* 'Green Lace'





## ***Tsuga canadensis* 'Hebefolia'**

Broad Upright Zone 4 Dwarf 3'h x 2'w Green 

Tiny gray-green needles are wide and rounded, looking more like leaves and resembling those of the Hebe genus. Green on top, the needles are held very close to the stems so that the white undersides are very exposed. With such short needles lots of stem is exposed for a twiggy look. A seedling selection of Ed Wood. *Fanciful Gardens® Only*

## ***Tsuga canadensis* 'Jeddeloh'**

Spreading Zone 4 Dwarf 2'h x 4'w Green 

A dwarf, spreading mound, often referred to as Bird's Nest Hemlock, this seedling cultivar has a unique, depressed, funnel shape at its center. The slow-growing plant has bright green foliage with feathery, arching tips. Discovered by Jeddeloh Nursery in a cemetery in Germany in 1950.

## ***Tsuga canadensis* 'Jervis'**

Broad Upright Zone 4 Dwarf 3'h x 2'w Green 

Dense branching, a broad, pyramidal form and congested, dark green foliage are similar to, but more compact than 'Huski.' Plants grow slowly into irregular, upright forms with prominent buds and short, twiggy growth.

## ***Tsuga canadensis* 'Moon Frost'**

Globe Shaped Zone 4 Dwarf 6'h x 6'w Variegated 

Bright, white, new growth with older, inner foliage that retains a light tone combine to give this plant a distinctly white appearance. In winter, foliage of the seedling, developed by Ed Wood, takes on a blush of pink. A compact globe when young, 'Moon Frost' broadens and increases its growth rate with age, but remains a reliably small, dwarf plant.



*Tsuga canadensis* 'Jeddeloh'



*Tsuga canadensis* 'Hebefolia'



*Tsuga canadensis* 'Jervis'



*Tsuga canadensis* 'Moon Frost'





## ***Tsuga canadensis* 'Pendula'**

Weeping Zone 4 Large Size Defined by Culture Green

The popular weeping form of Canadian hemlock is widely known and used, especially when it is staked and trained to develop height and character. Pendulous branches form a thick exterior "shell" of foliage that covers the plant's interior structural scaffold.

## ***Tsuga canadensis* 'Summer Snow'**

Broad Upright Zone 4 Intermediate 10'h x 8'w Variegated

The new spring growth of this cultivar is white, which produces a striking contrast against the dark green interior foliage on the fast-growing, upright, broad plant. Its size, shape and colorful growth make it an extremely useful highlight for shade gardens. Originally propagated by John Mitsch, Aurora, Oregon.

## ***Tsuga chinensis***

Broad Upright Zone 6 Intermediate 20'h x 15'w Green

Chinese hemlock is a graceful ornamental alternative to the native eastern hemlock that is highly resistant to the hemlock wooly adelgid, which has devastated the native hemlock population in this part of the United States. This conical tree has ascending branches with elegantly drooping branchlets, which are ornamented with petite cones in fall. A fine choice for hedging material in pest infested areas. Our selection is from a plant at the Morris Arboretum in Pennsylvania that was planted in 1948. *Limited Availability*



***Tsuga canadensis* 'Pendula'**



***Tsuga canadensis* 'Summer Snow'**

### CONIFER Growth Rate Standards

MINIATURE, Less than 1" per year • DWARF, 1-6" per year  
INTERMEDIATE, 6-12" per year • LARGE, 12"+ per year


### SIZE CATEGORIES

BROADLEAF SHRUBS: SMALL, less than 4' tall • MEDIUM, 4-10' tall • LARGE, over 10' tall at garden size  
SPECIALTY TREES: SMALL, less than 15' tall • MEDIUM, 15-25' tall • LARGE, over 25' tall at garden size



## *Tsuga diversifolia* 'Loowit'

Globe Shaped Zone 4 Dwarf 2'h x 2'w Green 

 Small, blunt needles look like green grains of rice interspersed with tiny brown buds. Diminutive branches crowded with branchlets form a tight, congested bun. This dwarf hemlock was selected from seed collected in the high alpine region of Fukushima prefecture, Japan. It was given the Native American name for Mt. St. Helens, Iseli Nursery's famous volcanic neighbor.

## *Tsuga diversifolia* 'Minikin'

Broad Upright Zone 4 Dwarf 6'h x 4'w Green 

Small, wide, blunt-tipped needles sit at different angles along the shoots, occasionally exposing the silver undersides, and giving a fully clothed appearance to the plant. Globe shaped when young, it becomes more vigorous and oval shaped with age.

## *Tsuga heterophylla* 'Iron Springs'

Broad Upright Zone 6 Intermediate 12'h x 8'w Green 

Short, dark green needles contrast well with the light bark on the very irregular branches of this choice selection of western hemlock. It eventually develops a rigid, upright-broad habit, but it grows more slowly than the species. Found at Iron Springs, Washington, and introduced by the University of Washington.

## *Tsuga heterophylla* 'Thorsen's Weeping'

Weeping Zone 6 Dwarf Size Defined by Culture Green 

Rich, emerald-green foliage is arranged densely on the procumbent branches of this extraordinary small hemlock. When staked, the plant becomes a narrow, upright form with sweeping secondary branches that produce a full, soft look. It is strikingly beautiful both as a cascading form and as a groundcover, allowed to ramble through the understory.



*Tsuga diversifolia* 'Loowit'



*Tsuga diversifolia* 'Minikin'



*Tsuga heterophylla* 'Thorsen's Weeping'



*Tsuga heterophylla* 'Iron Springs'

### CONIFER Growth Rate Standards

MINIATURE, Less than 1" per year • DWARF, 1–6" per year  
INTERMEDIATE, 6–12" per year • LARGE, 12"+ per year

### SIZE CATEGORIES

BROADLEAF SHRUBS: SMALL, less than 4' tall • MEDIUM, 4–10' tall • LARGE, over 10' tall at garden size  
SPECIALTY TREES: SMALL, less than 15' tall • MEDIUM, 15–25' tall • LARGE, over 25' tall at garden size




## New *Tsuga mertensiana*

Broad Upright Zone 4 Intermediate 12'h x 8'w Green 

Native to mountains along the Pacific coast from Alaska to central California, the mountain hemlock is an elegant species with stout branches densely clothed with gray green, radially arranged needles. The slow-growing small tree lends a mountain flavor to garden settings. Try a drift of several to create a striking alpine scene or site a specimen to make a handsome focal point.


## *Tsuga mertensiana* 'Elizabeth'

Spreading Zone 5 Dwarf 3'h x 6'w Bluish Green 

The sturdy, horizontal branches of this spreading mountain hemlock reach out and stay close to the ground. Soft, short, radially-arranged, blue-green needles, create a bottlebrush look. An unusual low profile (roughly three times wider than tall) and striking year-round color make it very desirable. Site it on a bank near water or in an alpine garden. Native to mountains along the Pacific coast, plants prefer plenty of moisture, excellent drainage and protection from hot, dry conditions.

## *Tsuga mertensiana* 'Glacier Peak' Iseli®

Broad Upright Zone 5 Intermediate 10'h x 8'w Bluish Green 

 This seedling selection of mountain hemlock is the choice for gardeners who want a garden sized tree with an alpine appearance. The short, blue-green needles have a silvery cast and grow all around the stems giving a tufty appearance. 'Glacier Peak' provides a consistent upright tree form while still keeping the irregular rugged look of the mertensiana seedlings. Thrives in highly organic, moist, well-drained soil and tolerates partial shade. *Limited Availability*



*Tsuga mertensiana*



*Tsuga mertensiana* 'Glacier Peak' Iseli®



*Tsuga mertensiana* 'Elizabeth'

### CONIFER Growth Rate Standards

MINIATURE, Less than 1" per year • DWARF, 1-6" per year  
INTERMEDIATE, 6-12" per year • LARGE, 12"+ per year

### SIZE CATEGORIES

BROADLEAF SHRUBS: SMALL, less than 4' tall • MEDIUM, 4-10' tall • LARGE, over 10' tall at garden size  
SPECIALTY TREES: SMALL, less than 15' tall • MEDIUM, 15-25' tall • LARGE, over 25' tall at garden size



## *Ulmus parvifolia* 'Hokkaido'

Broad Upright Zone 5 Small Broadleaf 1'h x 1'w Green ☉

Everything about this Chinese elm is tiny: tiny leaves cover tiny twigs and create a full size plant of tiny dimensions. Naturally congested growth and a stocky trunk give the small tree the appearance of age, a quality valued in miniature landscapes, railroad gardens and bonsai. The plant develops thick, corky bark with age. Site it in full to part sun with moist, well-drained soil. Don't overwater in winter, and don't let it dry out or scorch in intense summer sun. *Fanciful Gardens® Only*

## *Ulmus parvifolia* 'Seiju'

Broad Upright Zone 5 Small Broadleaf 4'h x 4'w Green ☉

Even in winter, without leaves, this dwarf Chinese elm has a fascinating look. Buds along the plant's many short, twiggy shoots look like strands of jewels, as do the green leaves when they emerge. Older stems develop exfoliating bark. Use the small, slow-growing, high-interest plant in rock garden, container or small bed to provide an Asian aesthetic. Prefers full to part sun and moist, well-drained soil.

## *Ulmus x hollandica* 'Jacqueline Hillier'

Broad Upright Zone 5 Small Broadleaf 4'h x 4'w Green ☉

A unique, slow-growing, dwarf elm found in a garden in Birmingham, England, this beautiful selection has elegant, dense branching that forms a canopy. Typical of elm trees, it has an aggressive root system and will thrive in any soil type and in exposed positions. It is excellent in the garden or a container. The leaves are mini-versions of those of the gigantic, standard elm, which gives the small tree an advantage, as a bonsai specimen, in imitating an ancient tree.



*Ulmus x hollandica* 'Jacqueline Hillier'



*Ulmus parvifolia* 'Hokkaido'



*Ulmus parvifolia* 'Seiju'

## ULMUS

We offer one species and a hybrid of elm. *Ulmus parvifolia*, the Chinese elm, has flaking bark that is mottled with tans and reds, hence the reason it is sometimes known as Lacebark elm. *Ulmus x hollandica*, or Dutch elm, is a naturally occurring hybrid of *Ulmus minor* and *Ulmus glabra*. Elms are adaptable to many soils but thrive in a fertile, moist environment.



## *Wisteria brachybotrys* 'Murasaki Kapitan'

Vine Zone 5 Size Defined by Culture Purple Flower 

A unique cultivar which twines clockwise and blooms early in mild climates. May be of hybrid origin with some mixture of *Wisteria floribunda*, which would account for the twining direction and early bloom. The blue-violet flower clusters can be tinged mauve and will produce an extraordinary profusion of bloom on older plants. This plant also boasts showy, large, velvety seed pods and a soft yellow fall color.

## *Wisteria brachybotrys* 'Shiro Kapitan'

Vine Zone 5 Size Defined by Culture White Flower 

This first rate garden plant is rare outside of Japan. The strongly and sweetly scented white blooms are superior in color to white cultivars of *Wisteria sinensis* and will bloom before the white form of *Wisteria floribunda*. The foliage is a pale golden green when young, sometimes tinted bronze.

## WISTERIA

We grow two different species of Japanese wisteria. *Wisteria floribunda* is acclaimed for producing extremely long, romantic racemes. *Wisteria brachybotrys*, or the silky wisteria, is characterized by short, broad racemes and downy leaves. Our cultivars are excellent garden plants that will cloak a sturdy arbor, even at an early age, with beauty spring through fall. Fragrant blooms decorate the spring scene, then give way to ornamental pods in summer, and turn colorful in fall. Even in winter, the dramatic trunks of the vigorous climbing vines can be formidable sights. Japanese wisteria prefers good sun exposure and moist soils that drain well.




*Wisteria brachybotrys* 'Shiro Kapitan'




*Wisteria brachybotrys* 'Murasaki Kapitan'




## New *Wisteria floribunda* Grande Diva® Jessye 'MinwiCB02'

Vine Zone 5 Size Defined by Culture Purple Flower 


 Named for opera singer Jessye Norman, this gorgeous garden diva is adorned in fragrant splendor in spring with racemes loaded with bright purple, double flowers. Plant her near a window so that her perfume will waft inside on the breeze or let this vigorous grower ramble over an arbor or pergola to shade an outdoor gathering area. A full sun location is the key to abundant blooms.

## *Wisteria floribunda* 'Honbeni'

Vine Zone 5 Size Defined by Culture Pink Flower 

A vigorous, flowering vine, this selection of deciduous Japanese wisteria produces soft pink racemes that are tinged with lavender and lightly scented. Since the vine grows more slowly than other cultivars, it makes a good choice for smaller gardens or arbors, where the beautiful 13–16" flower clusters (occasionally up to 18") put on a long show. New growth is bronze, summer color is deep green and in autumn, the pinnate leaves turn yellow. Train and prune with care for reliable bloom. Also known as 'Pink Ice.' *Limited Availability*

## *Wisteria floribunda* 'Lawrence'

Vine Zone 5 Size Defined by Culture Purple Flower 

This variety was discovered growing in Ottawa, Canada in the early 1970's. A fast growing vine with dark green leaves, 'Lawrence' is acknowledged by many as the top lavender-blue cultivar with more flowers per raceme than any other *floribunda*. The attractive lightly scented flowers are clustered on 12–18" long racemes.



*Wisteria floribunda* Grande Diva® Jessye 'MinwiCB02'




*Wisteria floribunda* 'Lawrence'



*Wisteria floribunda* 'Honbeni'




## *Wisteria floribunda* 'Longissima Alba' (Shiro Noda)

Vine Zone 5 Size Defined by Culture White Flower 


The most beautiful of the white floribundas, this cultivar of Japanese wisteria blooms a little later in the season than others, and it produces gorgeous, densely packed, delicately scented racemes. Usually about 14–18" long, inflorescences of the venerable selection sometimes reach 2'. As with other floribundas, the vine twines in a clockwise direction. Provide heavy-duty support for the impressive vine.

## *Wisteria floribunda* 'Macrobotrys'

Vine Zone 5 Size Defined by Culture Purple Flower 

One of the world's great garden plants, this sturdy ornamental vine is often seen in photographs with lovely, very fragrant flowers cascading off ornamental bridges in Japan. The exceptionally long racemes are 2–4' long bearing 80 to 125 well spaced pale violet flowers with a yellow blotch. Each leaf holds 11–17 pale bronze leaflets in spring which turn clear yellow in fall. Vigorous growth needs to be trained for the first 3 years to get established then requires an annual spring pruning after flowering.

## *Wisteria floribunda* 'Royal Purple'

Vine Zone 5 Size Defined by Culture Purple Flower 

A vigorous growing vine with spectacular purple and white, single flowers in spring. The flowers form in long racemes, from 12–24" long, making a stunning display when trained over an arbor or along the edge of a covered patio. Hardy to Zone 5, 'Royal Purple' can be cultured to cover a long distance or pruned heavily into a tree-like form. A versatile vine with a spectacular color display in spring.



*Wisteria floribunda* 'Royal Purple'




*Wisteria floribunda* 'Longissima Alba' (Shiro Noda)



*Wisteria floribunda* 'Macrobotrys'




## *Wisteria floribunda* 'Violacea plena'

Vine Zone 5 Size Defined by Culture Purple Flower 


Spectacular double violet flowers fade to whitish lavender on 12–18" racemes. The flowers begin their show midway through spring and continue for several weeks. Useful planted on the garden trellis, trained along a fence, on an arbor or gazebo. This vigorous vine will grasp any nearby structure and soften its edges with green foliage after the spring show is complete.


## *New Wisteria macrostachya* 'Blue Moon'

Vine Zone 4 Size Defined by Culture Blue Flower 

Sometimes known as the Kentucky Wisteria, this hardy deciduous vine has foot long racemes of fragrant, lavender-blue flowers. A less aggressive grower than other wisteria, it is noted for producing flowers in Zone 4 and blooms multiple times during the season. Tolerant of wet soils, the species is found along swamps from Louisiana to Illinois.

## *New Wisteria x Grande Diva® Barbara* 'MinwikKB25'

Vine Zone 5 Size Defined by Culture Purple Flower 

 This hybrid wisteria was originally propagated at Minier Nursery in France and was named in honor of the world-famous opera singer Barbara Hendrix. Barbara is a generous blooming hybrid wisteria that creates an exceptional cascade of two-tone lavender and white flowers in spring. As common with most wisteria, this vigorous climbing vine needs to be trained along a rigid support structure, like an arbor, trellis, or pergola.



*Wisteria floribunda* 'Violacea plena'



*Wisteria x Grande Diva® Barbara* 'MinwikKB25'





## ***Adiantum pedatum***

Five Finger Maidenhair Fern

Spreading Zone 3 Deciduous 1–3'

The very popular native North American fern has unique green frond “hands” with airy horizontal “fingers” atop purple-black stems. Although deciduous, fronds can hold into late fall if the season is long. Avoid full sun.

## ***Adiantum pedatum (aleucitum) ‘Imbricatum’***

Northern Maidenhair Fern

Spreading Zone 3 Deciduous 8–12"

Green finger-like fronds contrast boldly against thin black stems on this deciduous fern. The pinnules are straight edged on one side, curved and slightly ruffled offering a distinctive look. Grows best in well-drained, moisture retentive soil and is reportedly deer resistant.

## ***Adiantum venustum***

Himalayan Maidenhair Fern

Spreading Zone 6 Evergreen 12–15"

Unlike most hardy maidenhairs, this one is evergreen. Early spring growth is tinged a salmon rose color, tolerating late frosts. This spreading groundcover creeps along a lightly shaded understory but is not invasive.

## ***Adiantum x mairisii***

Mairi's Maidenhair Fern

Clumping Zone 7 Deciduous 15–18"

The lacy, bright green fronds have blackish stipules. Although deciduous, it holds its fronds well into autumn. It enjoys moist soil and bright to filtered shade. This hybrid is hardier than one would suspect.

## ***New Asplenium ebenoides***

Dragon's Tail Fern

Spreading Zone 4 Evergreen 8–12"

Commonly referred to as the dragon's tail fern, it is a natural hybrid fern that slowly grows into a low mound of narrow, triangular fronds with many fingers along the midrib. A hardy evergreen perennial that is best suited in a rock or woodlands garden. Consider also for indoor terrariums. Prefers cool, moist locations.



***Adiantum pedatum (aleucitum) ‘Imbricatum’***



***Adiantum pedatum***

We offer a premium line of ferns as an excellent complement to our dwarf conifers, garden maples, and companion plants. Our collection includes a wide variety of colors, leaf types, and forms. Evergreen and deciduous, sun tolerant or shade preferred, and hardy in Zones 3–8. Perfect for shady spaces, planted in the ground, or



***Adiantum venustum***

used in containers, our carefully selected line of ferns will add colorful foliage with interesting texture and pleasing form. Contact a sales representative for information about specific varieties and availability.



***Asplenium ebenoides***



***Adiantum x mairisii***





## ***Asplenium trichomanes***

Maidenhair Spleenwort

Crown Zone 5 Evergreen 4–8"

A dainty miniature fern with pairs of small rounded leaves along the stems. Naked older fronds build up a tuft underneath the current year's growth. Unpopular with slugs, it enjoys filtered shade.

## ***Athyrium filix-femina 'Victoriae'***

Victoria Lady Fern

Clumping Zone 4 Deciduous 18–24"

Unusual with a capital U. Pinnae criss-cross each other to form a row of X's along the frond. The crested tip has drooping tassels of split tips. Tolerates drier soils but requires light to full shade.

## ***Athyrium niponicum 'Godzilla'***

Godzilla Japanese Painted Fern

Clumping Zone 5 Deciduous 30–36"

As the name implies, 'Godzilla' is a giant version of the Japanese painted fern. Arching clumps of silver fronds with green highlights and purple stems reach a length of 3 feet and spread to a space 4–6' wide. Enjoys rich moist soil in partial or full shade. Trim old fronds back when new ones are 6" tall.

## ***Athyrium niponicum 'Pictum Regal Red'***

Regal Red Japanese Painted Fern

Clumping Zone 5 Deciduous 8–20"

Silvery green foliage with rich red stems and veins give this fern beautiful color to complement other garden plants in rich, moist soil and open shade. Holds its fronds into late autumn.

## ***Athyrium otophorum var. okanum***

Okanum Eared Lady Fern

Clumping Zone 5 Semi-Evergreen 18–24"

Deep burgundy stems and veins contrast with lime green leaves that mature to an unusual gray green, giving this fern a unique, almost ethereal effect. Purple-red, tightly curled new foliage held on arching stems adds a lacy frill. Use this eared lady fern to illuminate the shaded corners of your garden that need a touch of magic.



*Asplenium trichomanes*



*Athyrium filix-femina 'Victoriae'*



*Athyrium niponicum 'Godzilla'*



*Athyrium niponicum 'Pictum Regal Red'*



*Athyrium otophorum var. okanum*



## ***Blechnum spicant***

Deer Fern

Spreading Zone 5 Evergreen 12–24"

A rosette of sterile evergreen fronds surround fertile deciduous upright fronds. Longest fronds in deep shade; length reduced with increased light. Will not tolerate lime soils, either inherent or amended.

## ***Cyrtomium falcatum* 'Rochfordianum'**

Rochford's Holly Fern

Clumping Zone 7 Semi-Evergreen 12–24"

Glossy green leaves, reminiscent of holly, cover the arching fronds making a bright spot in light to deep shade. Adapts to Zone 6 if some winter protection is provided.

## ***Dryopteris affinis* 'Cristata-The King'**

Cristata-The King Male Fern

Spreading Zone 4 Deciduous 2–4'

Very large fronds stand tall and reach out with shaggy cristate tips, as well as the entire frond. A very unique texture in the garden. Tolerant of some sun and drought once established.

## ***Dryopteris erythrosora* 'Brilliance'**

Brilliance Autumn Fern

Spreading Zone 5 Evergreen 18–24"

Partial and fully shaded sites become brilliant in the spring with bright orange-red fronds that hold their color well into the summer before turning a shiny green. Drought tolerant once established.

## ***Dryopteris erythrosora* 'Prolifica'**

Prolific Copper Shield

Spreading Zone 5 Evergreen 18–24"

*Dryopteris erythrosora* 'Prolifica' is a semi-evergreen fern known for its striking seasonal color changes. In spring, its newly emerging fronds display a rich reddish hue, transitioning to vibrant green in summer before taking on a coppery-red tone in the fall. Perfect for a woodland shade garden.



*Blechnum spicant*



*Cyrtomium falcatum* 'Rochfordianum'



*Dryopteris erythrosora* 'Brilliance'



*Dryopteris affinis* 'Cristata-The King'



*Dryopteris erythrosora* 'Prolifica'



## ***New Dryopteris wallichiana* Jurassic Gold 'Hollasic' PP32,735**

Alpine Wood Fern

Crown Zone 5 Deciduous 18–24"

A People's Choice Award winner at the 2020 Farwest Show, the Jurassic Gold Wood Fern is quite unique. New foliage emerges upright, with bright golden-orange fronds in the spring before maturing to a glossy green. Jurassic Gold brings a pop of color to those dark and shady areas of the landscape. An easy to grow deciduous fern, remove the dead and tired winter leaves for its spring show!

## ***New Matteuccia struthiopteris* 'The King'**

The King Ostrich Fern

Spreading Zone 2 Deciduous 3–5'

Very popular variety of Ostrich Fern with plume-like fronds that will look you in the eye at nearly six feet in height. Long creeping stolons ramble just beneath the soil's surface, randomly producing new plants year after year. Fist-sized fiddleheads emerge green in spring and are a gourmet restaurant treat. The sterile fronds turn a bright golden yellow in fall while the fertile fronds become bronze and stay upright through the winter.

## ***Polystichum munitum***

Western Sword Fern

Clumping Zone 6 Evergreen 2–5'

The ever-present understory fern for western woodland gardens. Enjoys composted soils but adapts to variable soil and weather conditions. Excellent for beginners it's reliable, adaptable, and durable to many environments.

## ***Polystichum polyblepharum***

Tassel Fern

Crown Zone 5 Evergreen 18–36"

Useful as both a houseplant and in the garden, the glossy, frilly fronds of the hardy tassel fern add magnificent beauty, indoors and out. Can adapt to hot summers if soil is kept moist and not allowed to dry out.



*Dryopteris wallichiana*  
Jurassic Gold 'Hollasic' PP32,735



*Matteuccia struthiopteris* 'The King'



*Polystichum munitum*



*Polystichum polyblepharum*



## ***New Polystichum setiferum 'Congestum'***

Dwarf Congested Shield Fern

Crown Zone 6 Evergreen 6–12"

'Congestum' forms a small feathery mound that's both deer and rabbit resistant. A bit deceiving, the divided lobes are held so tight that they don't appear to be divided until closely examined. It is very clumped with dense clusters of foliage that accent rock gardens or woodland edges.

## ***New Polystichum setiferum 'Herrenhausen'***

Herrenhausen Soft Shield Fern

Crown Zone 6 Evergreen 2–3'

'Herrenhausen' forms a lacy rosette of divided fronds that are widest in the middle. The russet colored scales and bulbils along the stalks provide lots of interest. Clump forming, it enjoys part to full shade and is drought tolerant. The shady rock garden is a perfect site.

## ***New Polystichum setiferum 'Plumoso Densum'***

Crested Soft Shield Fern

Crown Zone 6 Evergreen 10–12"

Beautiful feathery fronds are quadra-pinnate, meaning the pinnae are divided, then divided again. 'Plumoso Densum' has very lacy and feathery fronds that overlap in a horizontal fashion and whorl around the stem. Enjoys moist, lightly shaded environments and is well suited for covering slopes. In spring, cut back tattered foliage to flaunt the new growth.

## ***Woodwardia fimbriata***

Giant Chain Fern

Clumping Zone 8 Evergreen 4–8'

Becomes a towering focal point in landscapes with its green, 8' tall fronds. Spore containing clusters, or sori, are visible on the upper surface of the frond. Drought tolerant once established.

## ***Woodwardia unigemmata***

Jeweled Chain Fern

Clumping Zone 8 Evergreen 3–6'

Young, bright red glossy fronds mature to green as they arch up and downward in a cascade of color. Bulbils form at the tip of each frond, planting themselves as they droop down and reach the ground.



*Polystichum setiferum 'Congestum'*



*Polystichum setiferum 'Plumoso Densum'*



*Polystichum setiferum 'Herrenhausen'*



*Woodwardia unigemmata*



*Woodwardia fimbriata*



Our Fanciful Gardens® line has something for whatever suits your fancy. Many cultivars of all colors and shapes are offered in our Fancy 4 container. Whether purchased individually or in collections of select assortments, they offer many imaginative ways to create container plantings, rock gardens, miniature theme gardens, and holiday displays.





Our Fanciful Garden® line has grown to include our Fancy 6 containers, allowing for a much wider assortment of plant cultivars. Each cultivar is offered in one of two different 6" containers depending on which is most appropriate. Sold individually, these are the ideal size for the beginning gardener or the collector.

Additionally, our Fancy 2 container is perfect to have in stock for your special events and classes. They can be purchased in an assorted miniscape collection.



16" Conifer Color Bowls round out the Fanciful Gardens® line, as established plantings of several assortments.



At Iseli Nursery, we strive to create “fine art,” using plants as our medium in place of paint on a canvas or the carving of stone. Our Living Art® is created by a variety of cultural treatments, including shearing and staking. We have spiraled and tiered forms, plants grafted on a standard, and pom-pons, which are multi-branched forms with balls of foliage. These sculptured forms and geometric shapes inspire the whimsy in all of us. A hindu pan is an Asian inspired garden tree with asymmetrically balanced “clouds” of foliage and exposed branch structure.



*Chamaecyparis obtusa*  
Iseli® ‘Green’ – Hindu Pan



*Picea glauca* ‘Conica’  
– Double Spiral



Hindu Pan Pines





*Chamaecyparis obtusa* 'Just Dandy' Iseli®



*Juniperus horizontalis* 'Mother Lode' Iseli®




*Picea glauca* 'Jean's Dilly'® Iseli®



*Thuja occidentalis*  
Primo® ('IslPrim')

Jean Iseli



The elite group of cultivars in the Jean Iseli Signature Series are exceptional Iseli Nursery introductions. They are indicated in the listings by the symbol .



*Picea glauca*  
'Rainbow's End'® Iseli®



*Chamaecyparis obtusa*  
'Thowell'



*Picea glauca* 'Pendula'

As a founder of the ACS, Jean inspired generations of conifer collectors and true cone-oisseurs. His legacy continues through the ACS brand, celebrating his passion and vision. In honor of Jean, this special collection features both new and beloved



cultivars. Step into the Cone Zone — scan the QR code to explore the ACS!







*Acer x pseudosieboldianum*  
**Alpenglöw®** ('INAG-E61' PP35,081)



*Acer x pseudosieboldianum*  
**Ice Dragon®** ('IslID')



*Acer x pseudosieboldianum*  
**Arctic Jade®** ('IslAJ')



*Acer x pseudosieboldianum*  
**North Wind®** ('IslNW')



*Acer x pseudosieboldianum*  
**Final Fire®** ('IslFinFr')



*Acer x pseudosieboldianum*  
**'Wabi sabi' Iseli®**



*Acer x pseudosieboldianum*  
**First Flame®** ('IslFirFl')



*Picea pungens* **'Monty'®**  
('INMoHoop' PP34,883)



*Picea pungens* **Déjà Blue®**  
('INHoopMo' PP34,795)



*Picea pungens* **'Moonstone'®**  
('INHWB' PP34,321)



*Pinus mugo* **'Slowmound' Iseli®**

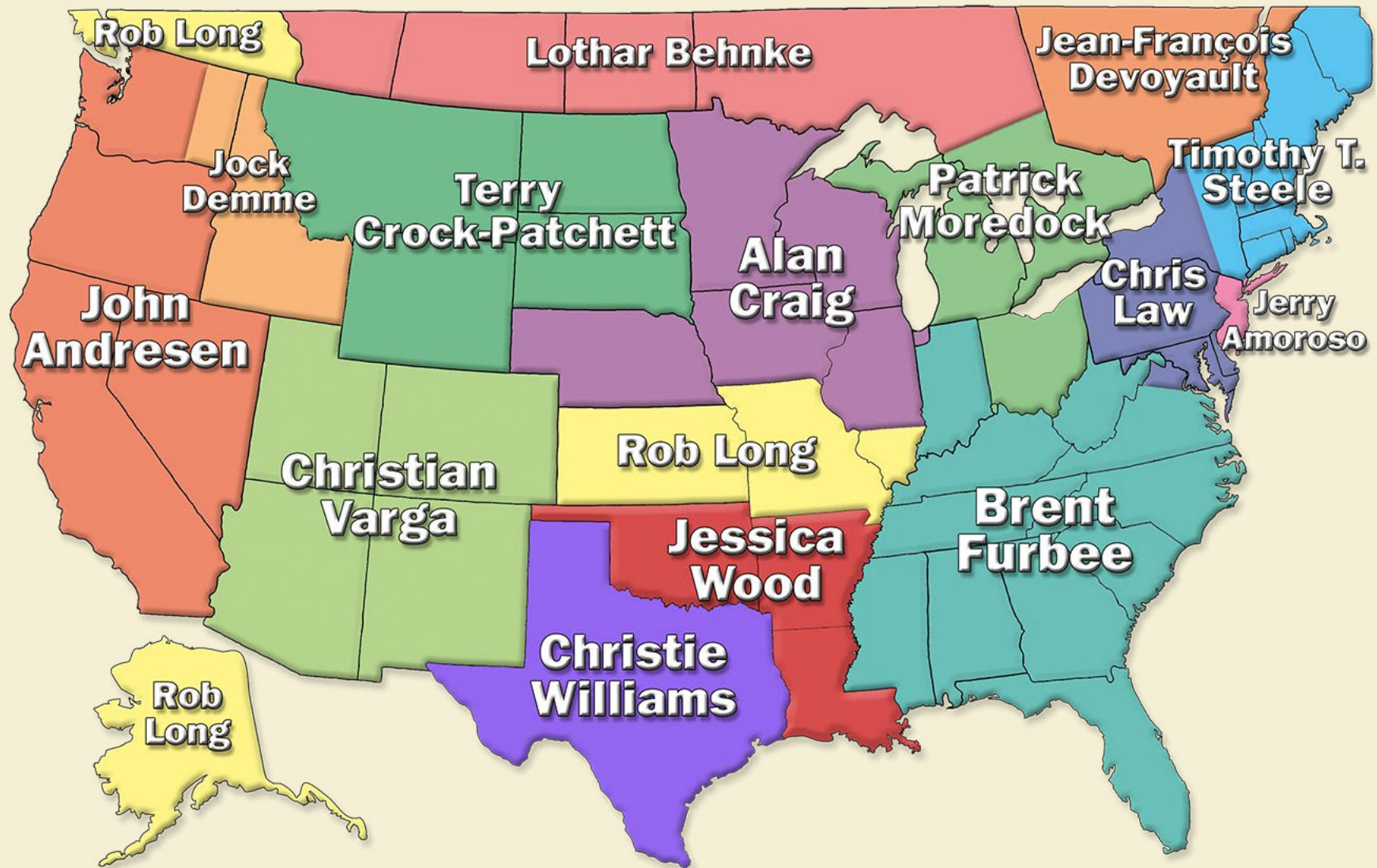


*Pinus mugo* **Pesto®** ('INDom2')





# SALES REP TERRITORIES



Iseli Nursery Sales Office: 800-777-6202 or 503-663-3822, Fax 503-663-0202  
email: [sales@iselinursery.com](mailto:sales@iselinursery.com) web: [www.iselinursery.com](http://www.iselinursery.com)





# SALES & CUSTOMER SERVICE REPS

**Alan Craig**

Cell: 563-357-3603 Fax: 563-652-3223

Office: 563-652-4106 (Iowa)

email: [acraig@iselinursery.com](mailto:acraig@iselinursery.com)

**Christie Williams, Customer Service**

Office: 503-912-5252

email: [cwilliams@iselinursery.com](mailto:cwilliams@iselinursery.com)

Minnesota, Wisconsin, Iowa, Nebraska,  
Northwestern Indiana (Central Time Zone),  
Northern and Central Illinois

**Brent Furbbee**

Cell: 410-829-8162 (Tennessee)

email: [bfurbbee@iselinursery.com](mailto:bfurbbee@iselinursery.com)

**Terry Crock-Patchett, Customer Service**

Office: 503-912-5262

email: [tcrock@iselinursery.com](mailto:tcrock@iselinursery.com)

Virginia (South of Fredericksburg),  
The Carolinas, West Virginia, Indiana, Kentucky,  
Tennessee, Georgia, Mississippi, Alabama, Florida

**Christian Varga**

Cell: 435-754-5078 (Utah)

email: [cvarga@iselinursery.com](mailto:cvarga@iselinursery.com)

**Jennifer Mansfield, Customer Service**

Office: 503-912-5275

email: [jmansfield@iselinursery.com](mailto:jmansfield@iselinursery.com)

Colorado, Utah, Arizona, New Mexico

**Christie Williams**

Cell: 503-702-5495 (Oregon)

Office: 503-912-5252

email: [cwilliams@iselinursery.com](mailto:cwilliams@iselinursery.com)

Texas

**Christopher Law**

Cell: 585-944-4857 (New York)

email: [claw@iselinursery.com](mailto:claw@iselinursery.com)

**Rob Long, Customer Service**

Office: 503-912-5277

email: [rlong@iselinursery.com](mailto:rlong@iselinursery.com)

New York (West of Hudson River Valley),  
Pennsylvania, Northern Virginia, Maryland,  
Washington DC, Delaware

**Jean-Francois Devoyault**

Cell: 873-552-1669 (Quebec)

email: [jf@iselinursery.com](mailto:jf@iselinursery.com)

**Rob Long, Customer Service**

Office: 503-912-5277

email: [rlong@iselinursery.com](mailto:rlong@iselinursery.com)

Quebec, Ontario (East of Hwy 15)

**Jerry Amoroso**

Cell: 845-249-9004 (New York) Fax: 909-494-7640

email: [jamoroso@iselinursery.com](mailto:jamoroso@iselinursery.com)

**Rob Long, Customer Service**

Office: 503-912-5277

email: [rlong@iselinursery.com](mailto:rlong@iselinursery.com)

New Jersey, Long Island New York

**Jessica Wood**

Cell: 971-469-5545 (Oregon)

Office: 503-912-5276

email: [jwood@iselinursery.com](mailto:jwood@iselinursery.com)

Oklahoma, Arkansas, Louisiana

**Jock Demme**

Cell: 360-901-6051 (Idaho)

email: [jdemme@iselinursery.com](mailto:jdemme@iselinursery.com)

**Terry Crock-Patchett, Customer Service**

Office: 503-912-5262

Email: [tcrock@iselinursery.com](mailto:tcrock@iselinursery.com)

Idaho, Eastern Washington

**John Andresen**

Cell: 503-884-4794 (Oregon)

Office: 503-912-5254

email: [jandresen@iselinursery.com](mailto:jandresen@iselinursery.com)

**Jessica Wood, Customer Service**

Office: 503-912-5276

email: [jwood@iselinursery.com](mailto:jwood@iselinursery.com)

Western Washington, Oregon, California, Nevada

**Lothar Behnke**

Cell: 940-453-5412

Fax: 909-494-4213

email: [lbehnke@iselinursery.com](mailto:lbehnke@iselinursery.com)

**Christie Williams, Customer Service**

Office: 503-912-5252

email: [cwilliams@iselinursery.com](mailto:cwilliams@iselinursery.com)

Alberta, Manitoba, Saskatchewan, Northern Ontario

**Patrick Moredock**

Cell: 503-805-0048 (Oregon)

Office: 503-912-5254

email: [pmoredock@iselinursery.com](mailto:pmoredock@iselinursery.com)

**Jennifer Mansfield, Customer Service**

Office: 503-912-5275

email: [jmansfield@iselinursery.com](mailto:jmansfield@iselinursery.com)

Michigan, Ohio, Boone County Kentucky, Ontario  
(West of Hwy 15)

**Rob Long**

Office: 503-912-5277

email: [rlong@iselinursery.com](mailto:rlong@iselinursery.com)

Kansas, Missouri, Southern Illinois,  
British Columbia, Alaska

**Terry Crock-Patchett**

Cell: 503-459-1830 (Oregon)

Office: 503-912-5262

email: [tcrock@iselinursery.com](mailto:tcrock@iselinursery.com)

Montana, Wyoming, North Dakota, South Dakota

**Timothy T. Steele**

Cell: 516-639-2057 (New York)

Fax: 631-734-5174

email: [tsteele@iselinursery.com](mailto:tsteele@iselinursery.com)

**Jennifer Mansfield, Customer Service**

Office: 503-912-5275

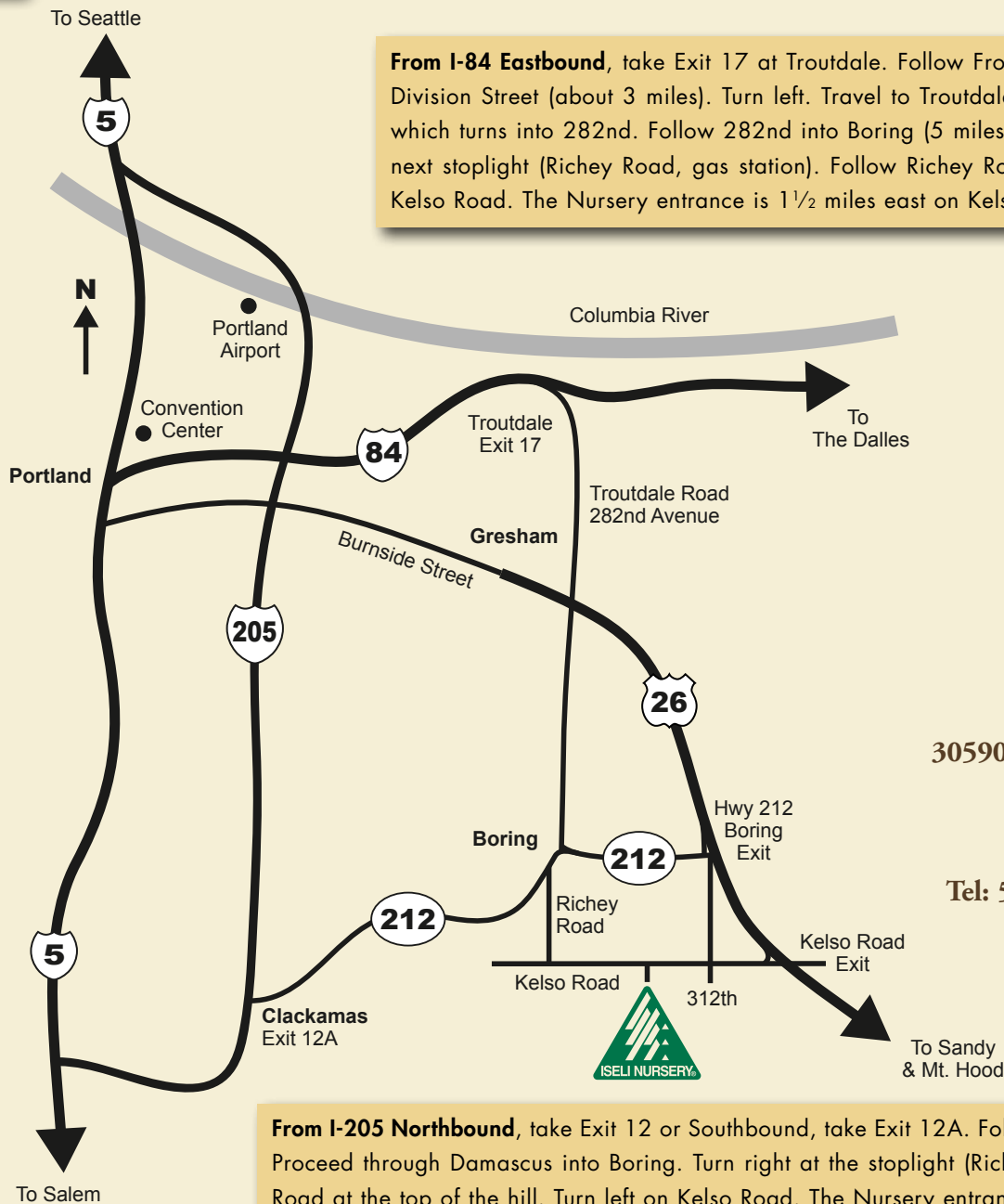
email: [jmansfield@iselinursery.com](mailto:jmansfield@iselinursery.com)

New York's Hudson River Valley,  
New England, Maritime Provinces





# HOW TO FIND US ...



From ISELI NURSERY,  
it is 6 miles to Sandy,  
7 miles to Gresham,  
12.5 miles to I-205,  
18 miles to I-84.

30590 SE Kelso Rd. • Boring, OR 97009  
[www.iselinursery.com](http://www.iselinursery.com)  
email: [sales@iselinursery.com](mailto:sales@iselinursery.com)  
Toll Free: 800-777-6202  
Tel: 503-663-3822 Fax: 503-663-0202

**From I-205 Northbound,** take Exit 12 or Southbound, take Exit 12A. Follow Highway 212 east, following signs to Mt. Hood. Proceed through Damascus into Boring. Turn right at the stoplight (Richey Road, gas station). Follow Richey Road to Kelso Road at the top of the hill. Turn left on Kelso Road. The Nursery entrance is 1½ miles east on Kelso Road on the right.





# A WORD ABOUT OUR WEBSITE ...



Our goal for the website is to provide convenient information for your employees and customers about our plants. We hope you find it easy to navigate across all your devices. Our garden center and landscape customers are welcome to create links to our site. We continually add contributor's articles, research information, plant descriptions, photography and links to copies

of published articles about Iseli Nursery plants. The photography in the website is copyrighted material owned by Iseli Nursery. Individual plant images in our photo pages section may be used by Iseli Nursery customers in promotion of reselling plants purchased from Iseli Nursery. Be sure to check out our social media: Facebook, Instagram, and YouTube.



## ISELI NURSERY: ABOUT US

We are wholesale growers of rare and beautiful dwarf conifers, Japanese maples, **Living Art®**, ornamental trees and shrubs. Iseli Nursery strives to provide **12 months of Color®** to gardens all over the country. We are dedicated to producing the finest quality **Colorful Conifers®**, Japanese maples, and other complementary landscape plants, while making them accessible to consumers via quality garden center retailers and professional landscapers throughout the United States and Canada.

We have hundreds of descriptions and photos of our premium conifers and other garden ornamentals for you to explore. Be sure to download our current catalog that showcases some of our favorite conifers and other exciting garden plants!

ISELI NURSERY



## Thank You

The employees of Iseli Nursery sincerely appreciate your continuing support and are committed to providing you the highest quality plant material for your customers.

## Photography by

Allan Mandel      Randall C. Smith  
Casa Flora      Heritage Seedlings  
Dave Schulte      James Horne  
Roby Babcock  
Tom Molnar, Rutgers University  
Todd West, ND State University  
Star® Roses and Plants





# ORDERING and PLANT CARE



## Price List and Availabilities

During the year, we regularly publish current price and availability lists to provide you with accurate updated information on our inventory. We can fax or email these updates to you upon request. Please use this descriptive catalog as an educational sales tool.

## Prices

All published prices are for the trade only and cancel all previously offered prices. All prices are U.S. dollars, FOB our loading dock in Boring, Oregon. Prices may change without prior approval.

## Terms

Cash. We are strictly wholesale. Every reseller in a sales tax jurisdiction needs to provide the appropriate resale certificate and copy of their business license.

On approved credit, payments for shipments are due and payable 30 days from date of invoice. Interest is charged at 2% per month (24% annually) on past due accounts.

Except those making prepayment, resellers must fill out and sign a confidential credit application form. A minimum of three weeks should be allowed to complete the credit determination process.

Cash or interbank transfer received 15 days prior to shipment earns a 2% discount. Credit Card payments made after invoicing are subject to a 2% bank fee.

## Conflicting Terms

Seller is not bound by any terms on buyer's order blanks which attempt to impose any conditions at variance with seller's terms and conditions of sale which are included herein or stated on seller's packages, invoices and technical data sheets. Seller's failure to object to provisions contained in the aforementioned forms shall not be deemed a waiver of the provisions of the seller's terms and conditions which shall constitute the entire contract between the parties.

## Tagging

We permit limited tagging of material. Contact your salesperson for an explanation of this policy.

## Tie-off and Confirmations

Each fall, we consolidate and review all orders before confirming orders for the following spring. We endeavor to provide a fair allocation of material, and we are especially conscious of longtime customers who have previously taken broad product orders, have honored their commitments and have kept their accounts current. We process orders submitted after fall on a first-come, first-served basis.

## Cancellations

Late cancellations are strongly discouraged. We reward customers who honor their commitments by providing the best possible future confirmations.

## Cultural Practices

We prune and shear plants when it is appropriate to do so, regardless of shipping considerations. During propagation, we reserve the right to take scion wood from saleable plants, a practice which generally leads to higher quality plants.

# Plant Care

In our experience, plants require special care after shipping, so we offer the following recommendations to help maintain plant quality:

## Watering

Water plants as soon as they are unloaded. Thoroughly wet the container media to ensure leaching of excess fertilizer salts. Since fertilizer prills may be dislodged during shipping, rinse the foliage as you water to prevent fertilizer burn. Monitor watering needs daily, especially during dry weather and before expected freezes. Water thoroughly before and after a freeze to help prevent desiccation and ensure that moisture is readily available when the roots thaw.

## Shading

In areas of high light intensity or heat, temporarily shade plants until they acclimate to your area.





# SHIPPING and CLAIMS



## SHIPPING

Careful shipping promotes safe arrival of your plants and reduces freight cost per plant. Review your order with your sales representative to ensure that freight dollars are spent effectively. He/she can help determine the minimum stacking or wall requirements for shipping general nursery stock, which is not boxed, and liners, which are shipped in cardboard boxes.

In general, ordering specimen material also requires packing of smaller material to use truck space efficiently and achieve a cost-effective load. This is especially true with material like maples, which can be damaged if stacked. Interstacking with smaller material can significantly reduce freight cost per plant. A good practice is to include an open-ended filler in your order to fill empty space on the load. Your salesperson is experienced in this area and will be happy to help.

All shipments travel at the risk and cost of the purchaser. We invoice freight charges separately from plant material charges. Freight charges are due within 10 days of invoicing on all non-COD freight shipments. We request a minimum of 48 hours notice for all shipping and/or pickup.

## CLAIMS

Our responsibility for plant material ends when the stock is delivered to the carrier. Iseli Nursery is not responsible for freight damage or shortages. Temperature recorders are included in most trailers for customer protection.

Claims must be made within 5 days of receipt of shipment. All unsatisfactory goods must be held for our advice or disposition. Any freight claims (material damaged in transit or shortages) must be reported on the Bill of Lading and submitted to the carrier, with a copy submitted immediately to Iseli Nursery. Liability in all instances is limited to the purchase price.

### No Guarantee

No warranties extend beyond the descriptions in this catalog and we provide no expressed or implied warranties of merchantability. Any plants purchased from us are healthy; however, after they are loaded for shipment, we have no control over what happens to them. Therefore, we do not guarantee plants.

## Container Specifications

Package Size	Shipping Units (volumized weight)	US Volume (No less than)	Metric Volume (No less than)
ShortTP	60/Box	1.24 cup	290 ml
ShortGP	60/Box	1.5 pint	709 ml
LPP	60/Box	1.14 pint	539 ml
RGP	5	1.9 qt	1.8 L
#1	6	2.98 qt	2.79 L
#3	16	2.38 gal	9.0 L
#6	35	5.02 gal	19.0 L
#10	225	8.91 gal	33.75 L
#15	225	11.22 gal	42.47 L
#20	400	26.58 gal	100.67 L
#24	1000	51.41 gal	194.71 L
#36	3500	129.03 gal	488.38 L





# PLANT CLASSIFICATIONS



Our plants fall into these classifications:

CONIFERS  
SPECIALTY TREES

BROADLEAF SHRUBS  
GRASSES and VINES

## GROWTH RATES

**CONIFERS** – Our plant listings for dwarf conifers include the growth rate standards adopted by The American Conifer Society. This system recognizes that growth rates are affected by climate, moisture, soil type and geographical location.

Size	Per Year	Size	Per Year
Miniature . .	Less than 1"	Intermediate . .	6–12"
Dwarf . . . . .	1–6"	Large . . . . .	More than 12"

**BROADLEAF SHRUBS** – The demand for intriguing, unique and unusual broadleaf plants continues to grow. A number of genera have been included in our product line. These plants have all been selected for their distinctive characteristics that augment the beauty of gardening with conifers and Japanese maples. We've grouped these plants into three growth rate categories.

Size	Garden Size
Small . . . . .	Less than 4' tall
Medium . . . . .	4–10' tall
Large . . . . .	Over 10' tall

**SPECIALTY TREES** – The specimens included in this group have been selected from several families and genera. These are trees of special merit providing many characteristics important to the serious gardener. Our specialty trees make excellent companions to dwarf conifers and Japanese maples by providing contrasting foliage color and texture, interesting bark and exciting autumn foliage colors. We've categorized them as follows.

Size	Garden Size
Small . . . . .	Less than 15' tall
Medium . . . . .	15–25' tall
Large . . . . .	Over 25' tall

## GARDEN SIZE

We have established a Garden Size for all of our plants, defined as the size of a plant when it has matured to an age and dimension that it has optimum architectural and aesthetic use in the garden. This can occur between 10 and 25 years of age depending on the plant. You will see the garden size, designated as height by width (h'x w'), included in the plant listing.

## SUNLIGHT

Another enhancement to our plant listings is providing sunlight requirements.

Full Sun ☉ Sun to Part Shade ☼ Part Shade ☂

## SPECIAL DESIGNATIONS

- Jean Iseli Legacy Series plants are those that were favorites of Jean Iseli or recognized in his name. They are outstanding examples of Iseli Nursery introductions that fit a horticultural need or are a marked improvement to a previously widely used and accepted plant. These plants are indicated by the following symbol:

*Jean*

- Iseli® introductions to the trade are indicated by our logo embedded in the text:



## USDA Hardiness

Average Annual Minimum Temperature		Average Annual Minimum Temperature	
Zone		Zone	
1	Below –50°F	6	–10 to 0°F
2	–50 to –40°F	7	0 to 10°F
3	–40 to –30°F	8	10 to 20°F
4	–30 to –20°F	9	20 to 30°F
5	–20 to –10°F	10	30 to 40°F